

**Partial**

# **GSM TEST REPORT**

**No. 504/06T04**

**according to GCF-CC (V.3.23.1) R97/R98 and NAPRD.03 (V.3.8.1) R97/R98**

**for**

**Wavecom**

**GSM 850/900/1800/1900 Terminal Equipment**

**Type Q24 Plus**

**with**

**Final Hardware Version: 304**

**Final Software Version: Open AT® Firmware 6.57**

**This Test Report consists of 13 pages and the following Annexes:**

<b>Annex A – Accreditation Certificate</b>	<b>2 pages</b>
<b>Annex B – Test Equipment</b>	<b>13 pages</b>
<b>Annex C – PICS/PIXIT Information</b>	<b>22 pages</b>
<b>Annex D – Photographs</b>	<b>3 pages</b>
<b>Annex E – Detailed Test Results</b>	<b>31 pages</b>

**Date of Report: 2006-11-02**

**Date of Issue: 2006-11-09**

**CETECOM is accredited  
according to  
DIN EN ISO/IEC 17025 by:**



**CETECOM SARL**

320 Rue Hélène Boucher ♦ 78530 Buc Cdx ♦ France  
Phone: +33 1 39 24 29 59 ♦ Fax: +33 1 39 24 29 83 ♦ E-mail: info@cetecom.fr ♦ http://www.cetecom.com  
Capital: 765000 Euro, SIRET: 400 345 559 00035 (Versailles), Code APE: 742C, N° VAT: FR 52 400 345 559, Registered in VERSAILLES, France  
Board of Directors: Dr. Harald Ansorge, Hans Peter May

## **Contents**

### **1. TEST RESULTS**

- 1.1. Summary of Test Results
- 1.2. CETECOM's different Types of GSM Test Reports
- 1.3. Documentation received from the Client/Manufacturer
- 1.4. Validity of Test Results

### **2. ADMINISTRATIVE DATA**

- 2.1. Identification of the Responsible Testing Laboratory
- 2.2. Identification of the Testing Location(s)
- 2.3. Organisational Items
- 2.4. Identification of the Client
- 2.5. Identification of the Manufacturer

### **3. EQUIPMENT UNDER TEST (EUT) AND ANCILLARY EQUIPMENT (AE)**

- 3.1. Identification of the Equipment under Test
- 3.2. Front View of the Equipment under Test
- 3.3. Identification of all used Test Samples of the Equipment under Test
- 3.4. Identification of the Ancillary Equipment

### **4. APPLIED REFERENCE DOCUMENTS**

- 4.1. Leading Reference Documents for Testing
- 4.2. Specific Reference Documents for Testing
- 4.3. Additional Reference Documents for Testing

### **Annex A - ACCREDITATION CERTIFICATE**

### **Annex B - TEST EQUIPMENT**

### **Annex C - PICS/PIXIT INFORMATION**

### **Annex D - PHOTOGRAPHS**

### **Annex E - DETAILED TEST RESULTS**

## 1. Test Results

### 1.1. Summary of Test Results

Tables 1a and 1b summarise the final test results of the tested GSM Terminal Equipment. Detailed results for each test case including the used/subcontracted testing location (according to sec. 2.2) are documented in Annex E of this Test Report.

An explanation of the terms used for each column in tables 1a and 1b is given on page 5.

**Table 1a: Summary of Test Results according to GCF-CC (V.3.23.1) R97/R98**

No.	Description	Test Sections of 3GPP TS 51.010-1 / 3GPP TS 51.010-4			Amount of Test Cases					
					GSM 900			GSM 1800		
		PASS	FAIL	INC	PASS	FAIL	INC	PASS	FAIL	INC
11	General Tests	0	0	0	0	0	0	0	0	0
12	Transceiver	6	0	0	6	0	0	6	0	0
13	Transmitter	23	0	0	23	0	0	23	0	0
14	Receiver	34	0	0	34	0	0	34	0	0
15	Timing advance and absolute delay	1	0	0	1	0	0	1	0	0
16	Reception time tracking speed	1	0	0	1	0	0	1	0	0
17	Access times during handover	2	0	0	2	0	0	2	0	0
18	Temporary reception gaps	1	0	0	1	0	0	1	0	0
19	Channel release after unrecoverable errors	3	0	0	3	0	0	3	0	0
20	Cell selection and reselection	31	0	0	31	0	0	31	0	0
21	Received signal measurements	13	0	0	13	0	0	13	0	0
22	Transmit power control timing and confirmation	2	0	0	2	0	0	2	0	0
25	Tests of layer 2 signalling functions	0	0	0	0	0	0	0	0	0
26	Testing of layer 3 functions	73	0	0	72	0	0	72	0	0
27	Testing SIM/ME interface	0	0	0	0	0	0	0	0	0
28	Test of autocalling restrictions	0	0	0	0	0	0	0	0	0
29	Testing of bearer services	0	0	0	0	0	0	0	0	0
30	Speech teleservices	0	0	0	0	0	0	0	0	0
31	Test of supplementary services	0	0	0	0	0	0	0	0	0
32	Testing of speech transcoding functions	0	0	0	0	0	0	0	0	0
33	Mobile station features	0	0	0	0	0	0	0	0	0
34	Short message service (SMS)	0	0	0	0	0	0	0	0	0
41	GPRS Paging, TBF establishment/release and DCCH related procedures	13	0	0	13	0	0	13	0	0
42	Test of Medium Access Control (MAC) protocol	55	0	0	55	0	0	55	0	0
43	RLC Test Cases	0	0	0	0	0	0	0	0	0
44	Test Case requirements to GPRS mobility management	0	0	0	0	0	0	0	0	0
45	Session Management Procedure	0	0	0	0	0	0	0	0	0
46	LLC and SNDCP Tests	0	0	0	0	0	0	0	0	0
70	Location Services	0	0	0	0	0	0	0	0	0
90	Text Telephony (TTY) Services	0	0	0	0	0	0	0	0	0
<b>Total:</b>		<b>258</b>	<b>0</b>	<b>0</b>	<b>257</b>	<b>0</b>	<b>0</b>	<b>257</b>	<b>0</b>	<b>0</b>

**Table 1b: Summary of Test Results according to NAPRD.03 (V.3.8.1) R97/R98**

Test Sections of 3GPP TS 51.010-1 / 3GPP TS 51.010-4		Amount of Test Cases					
		GSM 850			GSM 1900		
		PASS	FAIL	INC	PASS	FAIL	INC
11	General Tests	0	0	0	0	0	0
12	Transceiver	6	0	0	6	0	0
13	Transmitter	23	0	0	23	0	0
14	Receiver	33	0	0	33	0	0
15	Timing advance and absolute delay	0	0	0	1	0	0
16	Reception time tracking speed	1	0	0	1	0	0
17	Access times during handover	0	0	0	2	0	0
18	Temporary reception gaps	0	0	0	1	0	0
19	Channel release after unrecoverable errors	3	0	0	3	0	0
20	Cell selection and reselection	25	0	0	30	0	0
21	Received signal measurements	2	0	0	7	0	0
22	Transmit power control timing and confirmation	1	0	0	2	0	0
25	Tests of layer 2 signalling functions	0	0	0	0	0	0
26	Testing of layer 3 functions	2	0	0	4	0	0
27	Testing SIM/ME interface	0	0	0	29	0	0
28	Test of autocalling restrictions	0	0	0	0	0	0
29	Testing of bearer services	0	0	0	0	0	0
30	Speech teleservices	0	0	0	0	0	0
31	Test of supplementary services	0	0	0	0	0	0
32	Testing of speech transcoding functions	0	0	0	0	0	0
33	Mobile station features	0	0	0	0	0	0
34	Short message service (SMS)	0	0	0	1	0	0
41	GPRS Paging, TBF establishment/release and DCCH related procedures	1	0	0	1	0	0
42	Test of Medium Access Control (MAC) protocol	16	0	0	16	0	0
43	RLC Test Cases	0	0	0	3	0	0
44	Test Case requirements to GPRS mobility management	0	0	0	2	0	0
45	Session Management Procedure	0	0	0	0	0	0
46	LLC and SNDCP Tests	0	0	0	19	0	0
70	Location Services	0	0	0	0	0	0
90	Text Telephony (TTY) Services	0	0	0	0	0	0
TTY Test Cases, Reference: NAPRD.03 Annex H6		0	0	0	0	0	0
Request for Tests (RFT), Reference: NAPRD.03 Annex H7		0	0	0	0	0	0
<b>Total:</b>		<b>113</b>	<b>0</b>	<b>0</b>	<b>184</b>	<b>0</b>	<b>0</b>

The following terms are used in tables 1a and 1b above:

<b>No.:</b>	Test section number of the Mobile Station Conformance Specifications 3GPP TS 51.010-1 and/or 3GPP TS 51.010-4.
<b>Description:</b>	Test section title of the Mobile Station Conformance Specifications 3GPP TS 51.010-1 and/or 3GPP TS 51.010-4 and/or PTCRB NAPRD.03.
<b>PASS:</b>	Amount of test cases which are conformant to the applied standards in the given GSM frequency band.
<b>FAIL:</b>	Amount of test cases which are not conformant to the applied standards in the given GSM frequency band.
<b>INC:</b>	Inconclusive: Amount of test cases with ambiguous results in the given GSM frequency band.

## 1.2. CETECOM's different Types of GSM Test Reports

CETECOM issues the following two different types of GSM Test Reports:

**Full GSM Test Report:** This type of test report contains within Annex E a list of all test cases referenced in the corresponding "Leading Reference Documents for Testing" (see table 2 in section 4.1). Full GSM Test Reports contain a verification conclusion in section 1.5.

**Partial GSM Test Report:** This type of test report contains within Annex E a subset of test cases requested by the client and/or what is deemed necessary by CETECOM after a review of an existing product with respect to modification. No verification conclusion is given in section 1.5 for this type of test report.


## 1.3. Documentation received from the Client/Manufacturer

CETECOM has received the PICS/PIXIT information for the equipment under test from the client and/or manufacturer (please refer to Annex C of this Test Report for details) which was the basis for accredited testing.

CETECOM has received sufficient documentation from the client and/or manufacturer to perform the tests as listed in Annex E of this report.

## 1.4. Validity of Test Results


The test results given in this test report only relate to the GSM Terminal Equipment as specified in section 3.



Dipl.-Ing. Pierre-Jean Dumay  
Project Leader  
(Author of the Test Report)



Dipl.-Ing. Frédéric Bouillon  
Deputy Project Leader  
(Verification of the Test Report)



Dipl.-Ing. Franck Dehour  
Test Lab Manager  
(Responsible for the Test Report)

## **2. Administrative Data**

### **2.1. Identification of the Responsible Testing Laboratory**

<b>Company Name:</b>	<i>CETECOM</i> SARL
<b>Department:</b>	Mobile Communications
<b>Address:</b>	320 Rue Hélène Boucher 78530 Buc Cdx France
<b>Telephone:</b>	+33 1 39 24 29 59
<b>Fax:</b>	+33 1 39 24 29 83
<b>Responsible Test Lab Manager:</b>	Dipl.-Ing. Franck Dehour

### **2.2. Identification of the Testing Location(s)**

<b>Company Name:</b> (leading testing location)	<i>CETECOM</i> SARL
<b>Address:</b>	320 Rue Hélène Boucher 78530 Buc Cdx France

<b>Company Name:</b> (subcontracted testing location)	<i>CETECOM</i> GmbH
<b>Address:</b>	Im Teelbruch 122 D-45219 Essen Germany

### **2.3. Organisational Items**

<b><i>CETECOM</i> Reference No.:</b>	504_06
<b><i>CETECOM</i> Order No.:</b>	5045_06
<b><i>CETECOM</i> Project Leader:</b>	Dipl.-Ing. Adyl Mssalak
<b><i>CETECOM</i> Deputy Project Leader:</b>	Dipl.-Ing. Frédéric Bouillon
<b>Start of Testing:</b>	2006-06-28
<b>End of Testing:</b>	2006-11-02

## 2.4. Identification of the Client

<b>Company Name:</b>	Wavecom S.A.
<b>Address:</b>	3, esplanade du Foncet 92442 Issy les Moulineaux Cedex France
<b>Contact Person:</b>	Carine Direxel
<b>Telephone:</b>	+33 1 46 29 42 26
<b>Fax:</b>	+33 1 46 29 08 08

## 2.5. Identification of the Manufacturer

<b>Company Name:</b>	Wavecom S.A.
<b>Address:</b>	3, esplanade du Foncet 92442 Issy les Moulineaux Cedex France
<b>Contact Person:</b>	Carine Direxel
<b>Telephone:</b>	+33 1 46 29 42 26
<b>Fax:</b>	+33 1 46 29 08 08

**Note:** This data is based on the client's information.




### 3. Equipment under Test (EUT) and Ancillary Equipment (AE)

#### 3.1. Identification of the Equipment under Test

<b>Brand Name:</b>	Wavecom
<b>Type Name:</b>	Q24 Plus
<b>Marketing Name:</b>	Wireless CPU Q24 Plus
<b>GSM Frequency Bands:</b>	GSM 850/900/1800/1900
<b>FCC ID Number:</b>	O9EQ24PL001
<b>Industry Canada ID:</b>	3651C-Q24PL001
<b>Special Features / Comments:</b>	

#### 3.2. Front View of the Equipment under Test





### 3.3. Identification of all used Test Samples of the Equipment under Test

EUT ID *	Serial Number	Hardware Version	Software Version
EUT1	M/699	304	B57h
EUT2	M/710	304	B57h
EUT3	M/703	304	B57h
EUT4	M/703	304	Open AT® Firmware 6.57
EUT5	M\758	304	B57h
EUT6	M\758	304	B57k

\*) The Equipment under Test Identifier (EUT ID) is used to simplify the identification in this Test Report

### 3.4. Identification of the Ancillary Equipment

AE ID *	Description	Serial Number	HW Status	SW Status
---	---	---	---	---

\*) The Ancillary Equipment Identifier (AE ID) is used to simplify the identification in this Test Report

## 4. Applied Reference Documents

### 4.1. Leading Reference Documents for Testing

The Equipment under Test (EUT) has been tested at CETECOMs (own or subcontracted) laboratories according to the leading reference documents given in table 2 below:

**Table 2: Leading Reference Documents**

No.	Identity	Document Title	Version/Date
[1]	GCF-CC	Global Certification Forum - Certification Criteria	V3.23.1 (2006-07)
[2]	NAPRD.03	GSM N.A. Permanent Reference Document	V3.8.1 (2006-08)

### 4.2. Specific Reference Documents for Testing

Table 3 summarizes specific reference documents such as harmonized standards or test specifications which were used for testing at CETECOMs (own or subcontracted) laboratories.

**Table 3: Specific Reference Documents**

No.	Identity	Document Title	Version/Date
[3]	3GPP TS 51.010-1	3rd Generation Partnership Project; Technical Specification Group GSM/EDGE Radio Access Network; Digital cellular telecommunications system (Phase 2+); Mobile Station (MS) conformance specification; Part 1: Conformance specification	V7.3.1 Release 7 (2006-10)
[4]	3GPP TS 51.010-2	3rd Generation Partnership Project; Technical Specification Group GSM/EDGE Radio Access Network; Digital cellular telecommunications system; Mobile Station (MS) conformance specification; Part 2: Protocol Implementation Conformance Statement (PICS) proforma specification	V7.3.0 Release 7 (2006-09)
[5]	3GPP TS 51.010-3	3rd Generation Partnership Project; Technical Specification Group GSM/EDGE Radio Access Network; Mobile Station (MS) conformance specification; Part 3: Layer 3 (L3) Abstract Test Suite (ATS)	V6.3.0 Release 6 (2005-09)
[6]	3GPP TS 51.010-4	3rd Generation Partnership Project; Technical Specification Group Core Network and Terminals; Mobile Station (MS) conformance specification; Part 4: Subscriber Identity Module (SIM) application toolkit conformance test specification	V4.2.0 Release 4 (2006-10)
[7]	ETSI EN 301 511	Global System for Mobile communications (GSM); Harmonized EN for mobile stations in the GSM 900 and GSM 1800 bands covering essential requirements under article 3.2 of the R&TTE directive (1999/5/EC)	V9.0.2 (2003-03)

### 4.3. Additional Reference Documents for Testing

Table 4 summarizes additional reference documents which were used for testing at CETECOM's (own or subcontracted) laboratories.

**Table 4: Additional Reference Documents**

No.	Identity / Description	Valid Since
[8]	<b>20_7</b> a general interpretation problem for this test within 3GPP TS 51.010-1	2000-01-21
[9]	<b>200409-13_A-04-xxx_TC_13_16_2_4_1_TS8950G_r2</b> Error in Test Case 13.16.2.4.1 on R&S TS8950G (for INFO) Request: 200409- 13	2004-09-13
[10]	<b>200502-63_A-05-XXX_TC_14_16_1</b> Error in test case 14.16.1 on the Rohde & Schwarz TS8950G and TS8952G test platforms (for INFO) Request: 200502- 63	2005-03-07
[11]	<b>200503-57_CAG-05-xxx_TS8950G_Error_TC_14_16_2_1</b> Error in test case 14.16.2.1 on R&S TS8950G (for INFO) Request: 200503- 57	2005-03-23
[12]	<b>200505-53_CAG-05-xxx_TC_14_16_2_1</b> Error in test case 14.16.2.1 on the Rohde & Schwarz TS8950G and TS8952G test platforms (for INFO) Request: 200505- 53	2005-05-26
[13]	<b>200602-79</b> TP7 Downgrade for TC 21.3.1 and TC 21.3.2 Request: 200602- 79	2006-02-24
[14]	<b>200604-163</b> Non-implementation of GERAN CR on TC 13.16.2.4.1	2006-05-04
[15]	<b>200604-169</b> Error in test case 22.4 on the Rohde & Schwarz TS8950G Test Platform	2006-05-05
[16]	<b>22_4_Non_implementation_of_RIDR</b> Non-implementation Reduced Interslot Dynamic Range on test case 22.4 (& 22.9) Request: 200605- 83	2006-05-31
[17]	<b>26.11.5.1</b> 26.11.5.1	2000-02-21
[18]	<b>A-03-xxx_TC_21_3_1_TS8916B.doc</b> Workaround for TC 21.3.1 on the TS8916B Test Platform	2003-12-18
[19]	<b>A-03-xxx_TC_21_4_1_TS8916B.doc</b> Workaround for TC 21.4.1 on the TS8916B Test Platform	2003-12-18
[20]	<b>A-03-xxx_TC_26_6_4_1.doc</b> Error in TC 26.6.4.1 on the R&S TS8916B Test Platform	2003-04-02

No.	Identity / Description	Valid Since
[21]	<b>A-03-xxx_TC13_16_2_4_1</b> Error in the test requirements in TC 13.16.2.4.1 for multislot uplink configuration (for INFO) Request: 200505- 69	2005-05-27
[22]	<b>A-04-xxx-TC_18_1_TS8916B</b> Incorrect SACCH Level - TC 18.1 on R&S TS8916B (for INFO) Request: 200411-24	2004-11-22
[23]	<b>A-04-xxx_TC_14_16_1_TS8950G</b> Error in TC 14.16.1 on the R&S TS8950G Test Platform (for INFO) Request: 200409- 82	2004-09-20
[24]	<b>A-04-xxx_TC_14_16_1_USF</b> Error in TC 14.16.1 for verification of USF BLER performance (for INFO) Request: 200409- 98	2004-09-23
[25]	<b>A-04-xxx_TS8950G_Downgrade_14_16_1</b> Test Case 14.16.1 on R&S TS8950G (CR 200411-02)	2004-11-10
[26]	<b>A-04_xxx_TS8950G_14_16_2_1</b> Errors in TC 14.16.2.1 on the R&S TS8950G Test Platform	2004-06-24
[27]	<b>A-xxx_41_1_2_1_8_1_2</b> Error in test case 42.1.2.1.8.1.2 Request: 200609-75	2006-09-29
[28]	<b>CAG-05-xxx_TS895xG_Downgrade_14_16_1</b> Test Case 14.16.1 on R&S TS8950G and TS8952G (for INFO) Request: 200502-42	2005-02-25
[29]	<b>PVG#13_2301_TC_14_8_x_for_PCS1900.zip</b> PCS 1900 test cases 14.8.x modification	2001-05-01
[30]	<b>PVG_27_xxx_04_TC_13_16_2_4_1_TS8950G_r2</b> Test Case 13.16.2.4.1 on R&S TS8950G PVG27_441	2004-09-14
[31]	<b>PVG25_xxx_04_Downgrade_44_2_3_2_2</b> Error in Test Case 44.2.3.2.2	2004-02-13
[32]	<b>PVG27_442_04_TC_13_16_3_TS8950G_r2</b> Test Case 13.16.3 on R&S TS8950G PVG27_442	2004-09-14
[33]	<b>PVG27_446_04_TC_27_22_5_1</b> Error in test specification 3GPP TS 11.10-4 for TC 27.22.5.1 PVG27_446	2004-09-07
[34]	<b>PVG27_456_04_TC_14_16_1_TS8950G</b> Error in TC 14.16.1 on the R&S TS8950G Test Platform PVG27_456	2004-09-20

No.	Identity / Description	Valid Since
[35]	<b>PVG27_458_04_Error_TC14_16_1USF</b> Error in TC 14.16.1 for verification of USF BLER performance PVG27_458	2004-09-23
[36]	<b>PVG28_566_04_Downgrade_14_16_1</b> TC 14.16.1 on the Rohde & Schwarz TS8950G	2004-11-10
[37]	<b>PVG29_xxx_05_TS895xG_Downgrade_14_16_1</b> Test Case 14.16.1 on R&S TS8950G and TS8952G	2005-02-25
[38]	<b>PVG30_438_05_Downgrade_test_cases_for_DARP_rev1</b> Downgrade existing test cases for DARP PVG30_438	2005-08-11
[39]	<b>PVG30_xxx_05_TC_14_16_2_1</b> Error in test case 14.16.2.1 on the Rohde & Schwarz TS8950G and TS8952G test platforms PVG30_223	2005-05-26
[40]	<b>PVG31_530r1_05_Problem_with_27_22_5_2</b> Problem with test case 27.22.5.2 – Revision 1 (PVG31_530r1_05)	2005-10-13
[41]	<b>PVG31_xxx_05_Problem_with_27_22_5_2</b> Error in test case 27.22.5.2 PVG30_444	2005-08-15
[42]	<b>PVG32_671_05_TC_46_1_2_2_2_4_r1</b> Error in Test Cases 46.1.2.2.2.4 for Ku=4	2005-11-16
[43]	<b>PVG33_1292_06</b> Non-implementation of GERAN CR on TC 13.16.2.4.1	2006-05-04
[44]	<b>PVG33_986_06</b> Downgrade of TC's 13.16.x & 13.17.x to category B PVG32_986	2006-02-21
[45]	<b>PVG34_xxx_06_22_4_Non_implementation_of_RIDR</b> Non-implementation Reduced Interslot Dynamic Range on test case 22.4 (& 22.9)	2006-06-02
[46]	<b>TC_42_3_2_1_2</b> Error in test case specification of 42.3.2.1.2 (for INFO) Request: 200410- 26	2004-10-19

# ANNEX A

of



## Partial GSM TEST REPORT

No. 504/06T04

# Accreditation Certificate

This Annex consists of 2 pages

Date of Report: 2006-11-02

**CETECOM is accredited  
according to  
DIN EN ISO/IEC 17025 by:**



### **CETECOM SARL**

320 Rue Hélène Boucher ♦ 78530 Buc Cdx ♦ France  
Phone: +33 1 39 24 29 59 ♦ Fax: +33 1 39 24 29 83 ♦ E-mail: [info@cetecom.fr](mailto:info@cetecom.fr) ♦ <http://www.cetecom.com>  
Capital: 765000 Euro, SIRET: 400 345 559 00035 (Versailles), Code APE: 742C, N° VAT: FR 52 400 345 559, Registered in VERSAILLES, France  
Board of Directors: Dr. Harald Ansorge, Hans Peter May



Translation

Deutsche Akkreditierungsstelle Technik (DATech) e.V.  
Signatory of the Multilateral Agreement of EA and ILAC for the mutual recognition  
represented in the

**Deutschen AkkreditierungsRat**



**Accreditation**

The **German Accreditation Body Technology (DATech) e.V.** confirms that the  
Testing Laboratory

**CETECOM SARL**  
**320, rue Hélène Boucher**  
**Bât 1**

**F-78530 BUC**

is competent under the terms of DIN EN ISO/IEC 17025 to carry out testing in the fields

**Mobile Communications – GSM 850/900/1800/1900 (Mobile Stations)**  
**Private Mobile Radio (PMR)**

according to the annexed list of standards and specifications.

The accreditation is valid until: **February 9<sup>th</sup>, 2010**

The annex is deemed part of this certificate and comprises **5 pages**.

DAR-Registration No.: **DAT-P-176/94-C0**  
(This certificate is only valid in relation with DAT-P-176/94-02)  
Frankfurt/Main, June 25<sup>th</sup>, 2005

  
\_\_\_\_\_  
Dipl.-Ing. (FH) R. Egner  
Head of the Accreditation Body

Member in EA, ILAC, IAF

Translation for information purposes only. The German Accreditation Certificate is authoritative. See notes overleaf

The annex pages of the certificate may be received from CETECOM on request.



# ANNEX B

of



## Partial GSM TEST REPORT

No. 504/06T04

# Test Equipment

This Annex consists of 13 pages

Date of Report: 2006-11-02

**CETECOM is accredited  
according to  
DIN EN ISO/IEC 17025 by:**



**CTIA Authorized Test Lab**

**LAB CODE 20050615-00**

Observer of **GCF** Global Certification Forum

### **CETECOM SARL**

320 Rue Hélène Boucher ♦ 78530 Buc Cdx ♦ France

Phone: +33 1 39 24 29 59 ♦ Fax: +33 1 39 24 29 83 ♦ E-mail: [info@cetecom.fr](mailto:info@cetecom.fr) ♦ <http://www.cetecom.com>

Capital: 765000 Euro, SIRET: 400 345 559 00035 (Versailles), Code APE: 742C, N° VAT: FR 52 400 345 559, Registered in VERSAILLES, France

Board of Directors: Dr. Harald Ansorge, Hans Peter May

## **1. Test Equipment Location**

Testing was performed at the following marked locations:

### **1.1 Location "Essen"**

Address: *CETECOM* GmbH  
Im Teelbruch 122  
D-45219 Essen  
Germany



### **1.2 Location "Milpitas, CA"**

Address: *CETECOM* Inc.  
411 Dixon Landing Road  
Milpitas, CA 95035  
U.S.A.



### **1.3 Location "Buc"**

Address: *CETECOM* SARL  
320 Rue Hélène Boucher  
78530 Buc Cdx  
France



### **1.4 Location "Feldkirchen / Munich"**

Address: *CETECOM* GmbH  
Kapellenstraße 13  
85622 Feldkirchen / Munich  
Germany



### **1.5 Location "Taipei"**

Address: *CETECOM* Taiwan Ltd.  
2F, No. 181, Ti Ding Blvd. Sec.2, Neihu Dist.  
Taipei 114  
Taiwan, R.O.C.



### **1.6 Location "San Diego, CA"**

Address: *CETECOM* Inc. - Branch San Diego  
3636 Nobel Dr., Suite 250  
San Diego, CA 92122  
U.S.A



### **1.7 Location "Yongin"**

Address: *CETECOM MOVON* Ltd.

194-1, Geumeo-Ri, Pogok-Myon, Yongin City

Yongin 449-812

Korea



## 2. List of Test Equipment

### 2.1 R&S TS8916B

<b>ID:</b>	<b>R&amp;S TS8916B [Buc 1]</b>								
Location:	Buc (1.3)								
Serialnumber:	338895/002								
Hardware:	<table> <tr> <td>TX Ch.</td> <td>10</td> </tr> <tr> <td>RX Ch.</td> <td>6</td> </tr> <tr> <td>Spectrum Analyser</td> <td>FSIQ</td> </tr> <tr> <td>Fading Simulator</td> <td>SOFI05</td> </tr> </table>	TX Ch.	10	RX Ch.	6	Spectrum Analyser	FSIQ	Fading Simulator	SOFI05
TX Ch.	10								
RX Ch.	6								
Spectrum Analyser	FSIQ								
Fading Simulator	SOFI05								
Software version:	<p><b>Basis Software:</b>                  CR02P2P version 1.17 + 1.1705                  CR02PH2 version 1.4501                  G02P2P version 1.61                  TS8916B version 2.07 and v.2.0704                  WinTSYS version 1.12</p> <p><b>Test Case Software:</b>                  TC9018 version 1.18 and v.3.10                  TCEFR18 version 1.17 and v.3.10                  TCEFR19 version 1.17 and v.3.10                  TCEFR90 version 1.17 and v.3.10                  TCEGSM2 version 1.17 and v.1.1702 and v.1.1703 and v.3.10                  TCGCF18 version 1.03 and v.3.10                  TCGCF19 version 1.03 and v.1v02                  TCGCF90 version 1.03 and v.3.10                  TCGPRS1 version 1.25                  TCGPRS2 version 1.08 and v.1.09                  TCLY18 version 1.17 and v.1.1701 and v.3.10                  TCLY19 version 1.17 and v.3.10                  TCLY90 version 1.17 and v.1.1701 and v.3.10                  TCRF18 version 1.17 and v.1.1703 and v.3.10                  TCRF19 version 1.17 and v.3.10                  TCRF90 version 1.17 and v.1.1703 and v.3.10                  TCSR18 version 1.17 and v.3.10                  TCSR19 version 1.17 and v.3.10                  TCSR90 version 1.17 and v.3.10</p>								
Ambient Conditions:	Temperature: 15°C - 35°C      Rel. Humidity: 20% - 75%								
Calibration:	Date of last Test Equipment Calibration: 2006-09-15								

## 2.2 Anite SAT (Racal HW)

<b>ID:</b>	<b>Anite SAT (Racal HW) [Ess 2]</b>
Location:	Essen (1.1)
Serialnumber:	Racal: 2766, 2779, 2804, 2806, 2807, 2808, Combiner: 6886
Hardware:	SAT(R), Racal 6103 Platform
Software version:	<p><b>Basis Software:</b>                      Anite CT (EGPRS) Campaign Manager version 35 and v.36                      Anite PT (GERAN) version 24.0 and v.25.0 and v.26.0                      CT GSM Test Manager version 22.0 and v.23.0 and v.24.0</p> <p><b>Test Case Software:</b>                      SAT AMR ATS version V003                      SAT Cell Selection version 22.00 and v.23.00 and v.24.00                      SAT Dual Band version 22.00 and v.23.00 and v.24.00                      SAT EFR version 22.00 and v.23.00 and v.24.00                      SAT GCF ATS version 22.00 and v.23.00 and v.24.00                      SAT GPRS Batch 1 version 1.35 and v.1.36                      SAT GPRS Batch 2 version 2.35 and v.2.35.1 and v.2.36                      SAT GPRS Batch 3 version 3.35 and v.3.35.1 and v.3.36                      SAT GPRS Batch 4 version 4.35 and v.4.35.1 and v.4.36                      SAT Layer 2 version 22.00 and v.23.00 and v.24.00                      SAT Main ATS version 22.00 and v.23.00 and v.24.00                      SAT PCS Cell Selection version 22.00 and v.23.00 and v.24.00                      SAT PCS EFR version 22.00 and v.23.00 and v.24.00                      SAT PCS Layer 2 version 22.00 and v.23.00 and v.24.00                      SAT PCS Main ATS version 22.00 and v.23.00 and v.23.10 and v.24.00                      SAT PCS SAT 8 version 22.00 and v.23.00 and v.24.00                      SAT PCS Section 32 version 22.00 and v.23.00 and v.24.00                      SAT RLM version 22.00                      SAT RLP version 22.00 and v.23.00 and v.24.00                      SAT SAT 8 version 22.00 and v.23.00 and v.24.00                      SAT Section 32 version 22.00 and v.23.00 and v.24.00</p>
Ambient Conditions:	Temperature: 15°C - 35°C      Rel. Humidity: 20% - 75%
Calibration:	Date of last Test Equipment Calibration: 2006-08-30

### 2.3 R&S CRTU-G

<b>ID:</b>	<b>R&amp;S CRTU-G [Ess 1]</b>
Location:	Essen (1.1)
Serialnumber:	Master: 100230 Slave1: 100215 Slave2: 100323 Slave3: 100321 Slave4: 100322
Hardware:	Multibox (5)
Software version:	<p><b>Basis Software:</b>                      CR02P2P BP version 1.11 and v.1.20 and v.1.22 and v.1.30                      CR02P2P ASP version 2.04 and v.2.10 and v.2.13 and v.2.20 and v.2.32 and v.2.45 and v.2.50 and v.2.55 and v.2.63 and v.3.02 and v.3.30 and v.3.31 and v.3.33 and v.3.34 and v.3.44 and v.3.50 and v.3.60                      CR02P2P EP version 1.20 and v.1.21 and v.1.30 and v.1.40 and v.1.60 and v.1.63                      U02P2P version 1.60 and v.1.80 and v.1.81 and v.1.91 and v.1.99 and v.1.9902 and v.1.9905 and v.1.9970 and v.1.9975 and v.1.997501 and v.1.997503</p> <p><b>Test Case Software:</b>                      CRTKEGS version 1.80 and v.2.00                      CRTKLU1 version 1.30                      CRTKSS1 version 1.70 and v.1.71 and v.1.80                      CRTKSS2 version 1.51 and v.1.60                      CRTKSS3 version 1.51 and v.1.60                      CRTKSS5 version 1.60 and v.1.70                      CRTKSS6 version 1.51 and v.1.60                      CRTPK51 version 2.00                      CRTPK52 version 2.00                      CRTPK53 version 2.00                      CRTPK54 version 2.00 and v.2.10                      CRTPK56 version 1.82 and v.2.00                      CRTPK58 version 2.00                      CRTPK59 version 1.91 and v.2.00                      CRTPK5B version 1.50                      CRTPK61 version 2.00                      CRTPK62 version 2.00                      CRTPK63 version 2.00                      CRTPK64 version 2.00 and v.2.10                      CRTPK66 version 1.82 and v.2.00                      CRTPK68 version 2.00                      CRTPK69 version 1.91 and v.2.00                      CRTPK6B version 1.50                      CRTPK71 version 2.00                      CRTPK72 version 1.41 and v.1.82 and v.2.00                      CRTPK73 version 2.00                      CRTPK74 version 2.00 and v.2.10                      CRTPK76 version 1.41 and v.1.82 and v.2.00</p>

Software version:	<i>(continued)</i> CRTPK78 version 2.00 CRTPK79 version 1.91 and v.2.00 CRTPK7B version 1.50 CRTU-GC02 version 1.60 and v.1.61 and v.1.70 CRTU-GC03 version 1.50 and v.1.60 CRTU-GC04 version 1.40 and v.1.50 CRTU-GC05 version 1.41 CRTU-GC06 version 1.51 CRTU-GC07 version 1.41 and v.1.50 CRTU-GC08 version 1.41 and v.1.50 CRTU-GC09 version 2.70 and v.3.20 and v.4.00 and v.4.10 CRTU-GC12 version 1.21 CRTU-GC18 version 3.51 and v.4.00 and v.4.10 CRTU-GC19 version 1.20 and v.1.70 CRTU-GC20 version 1.00 and v.1.41 and v.1.50 CRTU-GC21 version 1.20 CRTU-GC22 version 1.12 CRTU-GC23 version 1.30 and v.1.31 CRTU-GC24 version 1.51 and v.1.52 and v.1.60 CRTU-GC31 version 3.22 and v.4.00 and v.4.10 CRTU-GC32 version 3.32 and v.4.00 and v.4.10 CRTU-GC33 version 4.00 and v.4.10 CRTU-GC34 version 3.31 and v.4.00 CRTU-GC35 version 4.00 and v.4.10 CRTU-GC36 version 3.41 and v.4.00 and v.4.10 CRTU-GC37 version 4.00 and v.4.10 CRTU-GC39 version 3.31 and v.4.00 and v.4.10 CRTU-GC41 version 3.31 and v.4.00 and v.4.10 CRTU-GC61 version 3.22 and v.4.00 and v.4.10 CRTU-GC62 version 3.32 and v.4.00 and v.4.10 CRTU-GC63 version 4.00 and v.4.10 CRTU-GC64 version 3.20 and v.3.30 and v.4.00 CRTU-GC65 version 3.51 and v.4.00 and v.4.10 CRTU-GC68 version 4.00 and v.4.10 CRTU-GC69 version 3.40 and v.4.00 CRTU-GC70 version 4.00 and v.4.10 CRTU-GC71 version 3.10 and v.4.00 and v.4.10 CRTU-GC72 version 4.00 and v.4.10 CRTU-GC73 version 4.00 CRTU-GC74 version 4.00 and v.4.10 CRTU-GC75 version 3.40 and v.4.00 and v.4.10 CRTU-GC76 version 4.00 and v.4.10 CRTU-GC77 version 3.51 and v.4.00 and v.4.10 CRTU-GC78 version 3.30 and v.4.00 and v.4.10
-------------------	---



Software version:	(continued) CRTU-GC79 version 2.70 and v.3.30 and v.3.31 and v.4.00 and v.4.10 CRTU-GC80 version 2.70 and v.2.71 and v.4.00 and v.4.10 CRTU-GC84 version 3.43 and v.4.00 and v.4.10 CRTU-GC85 version 4.00 and v.4.10 CRTU-GC86 version 3.21 and v.4.00 and v.4.10 CRTU-GC87 version 3.20 and v.3.31 and v.4.00 and v.4.10 CRTU-GC88 version 3.50 and v.4.00 and v.4.10 CRTU-GC90 version 1.80 and v.1.81 and v.1.90 and v.4.00 and v.4.10 CRTU-GC91 version 1.61 and v.1.70 and v.4.00 and v.4.10 CU-GC01 version 1.50 and v.1.51
Ambient Conditions:	Temperature: 15°C - 35°C      Rel. Humidity: 20% - 75%
Calibration:	Date of last Test Equipment Calibration: 2006-08-08
<b>ID:</b>	<b>R&amp;S CRTU-G [Buc 1]</b>
Location:	Buc (1.3)
Serialnumber:	Master 100294 Slave 1 100500 Slave 2 100604
Hardware:	
Software version:	<b>Basis Software:</b> CR02P2P BP version 1.22 CR02P2P ASP version 2.04 and v.2.06 and v.2.13 and v.2.20 and v.2.30 and v.2.31 and v.2.32 and v.2.50 and v.2.55 and v.2.60 CR02P2P EP version 1.10 and v.1.40 <b>Test Case Software:</b> CRTKEGS version 1.80 CRTKSS1 version 1.70 and v.1.71 and v.1.80 CRTKSS2 version 1.51 and v.1.60 CRTKSS3 version 1.51 and v.1.60 CRTKSS5 version 1.60 and v.1.70 CRTKSS6 version 1.51 and v.1.60 CRTPK51 version 2.00 CRTPK52 version 2.00 CRTPK53 version 2.00 CRTPK54 version 2.00 CRTPK56 version 1.82 and v.2.00 CRTPK58 version 2.00 CRTPK59 version 1.91 and v.2.00 CRTPK5B version 1.50 CRTPK61 version 2.00 CRTPK62 version 2.00 CRTPK63 version 2.00 CRTPK64 version 2.00 CRTPK66 version 1.82 and v.2.00 CRTPK68 version 2.00 CRTPK69 version 1.91 and v.2.00 CRTPK6B version 1.50

Software version:	<i>(continued)</i> CRTPK71 version 2.00 CRTPK72 version 2.00 CRTPK73 version 2.00 CRTPK74 version 2.00 CRTPK76 version 1.82 and v.2.00 CRTPK78 version 2.00 CRTPK79 version 1.91 and v.2.00 CRTPK7B version 1.50 CRTU-GC02 version 1.60 and v.1.61 CRTU-GC04 version 1.40 and v.1.50 CRTU-GC05 version 1.40 and v.1.41 CRTU-GC06 version 1.51 CRTU-GC07 version 1.41 CRTU-GC09 version 3.20 and v.4.00 CRTU-GC12 version 1.21 CRTU-GC18 version 3.51 and v.4.00 CRTU-GC19 version 1.61 and v.1.70 CRTU-GC20 version 1.30 and v.1.41 and v.1.50 CRTU-GC24 version 1.52 and v.1.60 CRTU-GC31 version 3.22 and v.4.00 and v.4.10 CRTU-GC32 version 3.32 and v.4.00 and v.4.10 CRTU-GC33 version 3.21 and v.4.00 and v.4.10 CRTU-GC34 version 3.31 and v.4.00 CRTU-GC35 version 3.50 and v.4.00 CRTU-GC36 version 3.41 and v.4.00 and v.4.10 CRTU-GC37 version 3.30 and v.4.00 and v.4.10 CRTU-GC39 version 3.31 and v.4.00 CRTU-GC41 version 3.31 and v.4.00 CRTU-GC61 version 3.22 and v.4.00 CRTU-GC62 version 3.32 and v.4.00 and v.4.10 CRTU-GC63 version 3.21 and v.4.00 CRTU-GC64 version 3.30 and v.4.00 CRTU-GC65 version 3.51 and v.4.00 and v.4.10 CRTU-GC68 version 3.10 and v.4.00 and v.4.10 CRTU-GC69 version 3.40 and v.4.00 CRTU-GC70 version 3.21 and v.4.00 and v.4.10 CRTU-GC71 version 3.10 and v.4.00 and v.4.10 CRTU-GC72 version 3.41 and v.4.00 CRTU-GC73 version 3.31 and v.4.00 CRTU-GC74 version 3.20 and v.4.00 and v.4.10 CRTU-GC75 version 3.40 and v.4.00 CRTU-GC76 version 3.50 and v.4.00 CRTU-GC77 version 3.51 and v.4.00 CRTU-GC78 version 3.30 and v.4.00
-------------------	---



Software version:	<p><i>(continued)</i></p> <p>Racal AIME/CT Option 613 version 5.03.02 / 5.02.03 and v.5.04.01 / 5.02.03 and v.5.05.01 / 5.02.03</p> <p>Racal AIME/CT Option 615 version 5.03.02 / 5.02.03 and v.5.04.01 / 5.02.03 and v.5.05.01 / 5.02.03</p> <p>Racal AIME/CT Option 618 version 5.03.00 / 5.02.03 and v.5.04.01 / 5.02.03 and v.5.05.01 / 5.02.03</p> <p>Racal AIME/CT Option 619 version 5.03.02 / 5.02.03 and v.5.04.01 / 5.02.03 and v.5.05.01 / 5.02.03</p> <p>Racal AIME/CT Option 620 version 5.03.00 / 5.02.03 and v.5.04.02 / 5.02.03 and v.5.05.01 / 5.02.03</p> <p>Racal AIME/CT Option 621 version 5.03.00 / 5.02.03 and v.5.04.01 / 5.02.03 and v.5.05.01 / 5.02.03</p> <p>Racal AIME/CT Option 622 version 5.03.02 / 5.02.03 and v.5.04.02 / 5.02.03 and v.5.05.01 / 5.02.03</p> <p>Racal AIME/CT Option 623 version 5.03.01 / 5.02.03 and v.5.04.01 / 5.02.03 and v.5.05.01 / 5.02.03</p> <p>Racal AIME/CT Option 624 version 5.03.00 / 5.02.03 and v.5.04.01 / 5.02.03 and v.5.05.01 / 5.02.03</p> <p>Racal AIME/CT Option 625 version 5.03.01 / 5.02.03 and v.5.04.01 / 5.02.03 and v.5.05.01 / 5.02.03</p> <p>Racal AIME/CT Option 626 version 5.03.01 / 5.02.03 and v.5.04.01 / 5.02.03 and v.5.05.01 / 5.02.03</p> <p>Racal AIME/CT Option 627 version 5.03.02 / 5.02.03 and v.5.04.01 / 5.02.03 and v.5.04.02 / 5.02.03 and v.5.05.01 / 5.02.03</p> <p>Racal AIME/CT Option 628 version 5.03.02 / 5.02.03 and v.5.04.01 / 5.02.03 and v.5.05.01 / 5.02.03</p> <p>Racal AIME/CT Option 630 version 5.03.03 / 5.02.03 and v.5.04.03 / 5.02.03 and v.5.05.01 / 5.02.03</p> <p>Racal AIME/CT Option 631 version 5.03.01 / 5.02.03 and v.5.04.02 / 5.02.03 and v.5.05.01 / 5.02.03</p> <p>Racal AIME/CT Option 632 version 5.03.00 / 5.02.03 and v.5.04.01 / 5.02.03 and v.5.05.01 / 5.02.03</p> <p>Racal AIME/CT Option 633 version 5.03.00 / 5.02.03 and v.5.04.01 / 5.02.03 and v.5.04.02 / 5.02.03 and v.5.05.01 / 5.02.03</p> <p>Racal AIME/CT Option 634 version 5.03.00 / 5.02.03 and v.5.04.01 / 5.02.03 and v.5.05.02 / 5.02.03 and v.5.05.03 / 5.02.03</p> <p>Racal AIME/CT Option 635 version 5.03.03 / 5.02.03 and v.5.04.01 / 5.02.03 and v.5.05.02 / 5.02.03</p> <p>Racal AIME/CT Option 636 version 5.03.00 / 5.02.03 and v.5.04.01 / 5.02.03 and v.5.04.02 / 5.02.03 and v.5.05.01 / 5.02.03</p> <p>Racal AIME/CT Option 637 version 5.03.00 / 5.02.03 and v.5.04.01 / 5.02.03 and v.5.05.02 / 5.02.03</p> <p>Racal AIME/CT Option 638 version 5.03.01 / 5.02.03 and v.5.04.03 / 5.02.03 and v.5.05.01 / 5.02.03</p>
-------------------	---



## 2.7 Racal 6103 AIME AMR/CT

<b>ID:</b>	<b>Racal 6103 AIME AMR/CT [Ess 1]</b>
Location:	Essen (1.1)
Serialnumber:	RACAL 6103E: 4740,4752
Hardware:	Racal 6103 AIME AMR/CT
Software version:	<b>Basis Software:</b> 6103-AIME System Software version 5.17.03 <b>Test Case Software:</b> Option 601 AMR version 1.16.01 / 5.17.03 Option 603 AMR version 1.14.02 / 5.16.01 and v.1.14.03 / 5.17.03 Option 604 AMR version 1.08.01 / 5.17.03
Ambient Conditions:	Temperature: 15°C - 35°C      Rel. Humidity: 20% - 75%
Calibration:	Date of last Test Equipment Calibration: 2005-12-07

## 2.8 Additional Equipment for Testing the Frequency Error and Phase Error

ID	Loc	Instrument / Equipment	Type	Manufacturer	Serialnumber
SE410B	1.3	Power Amplifier	PA 1000L	LDS Sarl	65082/1
SE411B	1.3	Vibration Controler	DVC 48	LDS Sarl	64290/4
SE412B	1.3	Magnetic Field Generator	FPS 10 L	LDS Sarl	65489/3
SE413B	1.3	Vibrations Generator	V 555	LDS Sarl	S5859-001/1
SE414B	1.3	Blower	V 550	LDS Sarl	8001/53
SE415B	1.3	Control Computer	Vectra VE	CETECOM	D8184
SE416B	1.3	Acceleration Sensor	4371 V	BRUEL & KJAER	2229311

# ANNEX C

of



## Partial GSM TEST REPORT

No. 504/06T04

for

Wavecom

GSM 850/900/1800/1900 Terminal Equipment

Type Q24 Plus

with

Final Hardware Version: 304

Final Software Version: Open AT® Firmware 6.57

## PICS/PIXIT Information

This Annex consists of 22 pages

Date of Report: 2006-11-02

The PICS/PIXIT data given or referenced in this annex is based on the latest information received from the client or User Equipment (UE) manufacturer, either verbally or in writing. Therefore, this given information has been used for testing at CETECOM for the above mentioned UE configuration. It is the responsibility of the legal owner of the tested UE (i.e. owner of the UE's brand name as given on the cover page of this report) to verify the correctness of the data on the following pages and to indicate any possible incorrectness to CETECOM.

CETECOM is accredited  
according to  
DIN EN ISO/IEC 17025 by:



### CETECOM SARL

320 Rue Hélène Boucher ♦ 78530 Buc Cdx ♦ France

Phone: +33 1 39 24 29 59 ♦ Fax: +33 1 39 24 29 83 ♦ E-mail: info@cetecom.fr ♦ http://www.cetecom.com

Capital: 765000 Euro, SIRET: 400 345 559 00035 (Versailles), Code APE: 742C, N° VAT: FR 52 400 345 559, Registered in VERSAILLES, France

Board of Directors: Dr. Harald Ansorge, Hans Peter May



## PICS - Protocol Implementation Conformance Statement

According to Specification 3GPP TS.51.010-2 V7.3.0 (2006-09)

Table A.1: Types of Mobile Stations

Item	Release	Type of Mobile Station	Supported
1	Ph2	Standard GSM Band (P-GSM)	Y
2	Ph2	Extended GSM Band (E-GSM), (including standard Band)	Y
3	R96	R-GSM Band (including standard and E-GSM Band)	N
4	Ph2	GSM 1800 band	Y
5	Ph2	Multiple-band, not simultaneously	N
6	Ph2	Multiple-band, simultaneously	Y
7	Ph2	Small Mobile Station	Y
8	Ph2	GSM Power Class 2	N
9	Ph2	GSM Power Class 3	N
10	Ph2	GSM Power Class 4	Y
11	Ph2	GSM Power Class 5	N
12	Ph2	DCS Power Class 1	Y
13	Ph2	DCS Power Class 2	N
14	Ph2	DCS Power Class 3	N
15	R96	HSCSD Multislot MS	N
16	R99	GSM 450 band	N
17	R99	GSM 480 band	N
18	R98	GSM 1900 band	Y
19	R98	GSM 1900 Power Class 1	Y
20	R98	GSM 1900 Power Class 2	N
21	R98	GSM 1900 Power Class 3	N
22	R96	Multislot Class1	N
23	R96	Multislot Class2	N
24	R96	Multislot Class3	N
25	R96	Multislot Class4	N
26	R96	Multislot Class5	N
27	R96	Multislot Class6	N
28	R96	Multislot Class7	N
29	R96	Multislot Class8	N
30	R96	Multislot Class9	N
31	R96	Multislot Class10	N
32	R96	Multislot Class11	N
33	R96	Multislot Class12	N
34	R96	Multislot Class13	N
35	R96	Multislot Class14	N
36	R96	Multislot Class15	N
37	R96	Multislot Class16	N
38	R96	Multislot Class17	N
39	R96	Multislot Class18	N
40	R97	Multislot Class19	N
41	R97	Multislot Class20	N
42	R97	Multislot Class21	N
43	R97	Multislot Class22	N
44	R97	Multislot Class23	N
45	R97	Multislot Class24	N
46	R97	Multislot Class25	N
47	R97	Multislot Class26	N
48	R97	Multislot Class27	N
49	R97	Multislot Class28	N
50	R97	Multislot Class29	N
51	R97	GPRS Multislot operation	Y
52	R99	EGPRS capable of 8PSK in Uplink, of all Multislot classes	N
53	Rel-4	GSM 700 band	N
54	Rel-4	GSM 750 band	N
55	R99	GSM 850 band	Y

Item	Release	Type of Mobile Station	Supported
56	R99	Support of UTRAN Radio Access Technology	N
57	R97	Support of GPRS Multislot class on the uplink	Y
58	R99	Support of COMPACT	N
59	R99	DTM/GPRS Multislot Class 1	N
60	R99	DTM/GPRS Multislot Class 5	N
61	R99	DTM/GPRS Multislot Class 9	N
62	R99	Support of singleslot allocation in DTM/GPRS	N
63	R99	Support of UTRAN FDD	N
64	R99	Support of UTRAN TDD	N
65	R98	Support of Conventional GPS	N
66	R99	EGPRS Multislot operation	N
67	R97	GPRS Multislot Class1	N
68	R97	GPRS Multislot Class2	N
69	R97	GPRS Multislot Class3	N
70	R97	GPRS Multislot Class4	N
71	R97	GPRS Multislot Class5	N
72	R97	GPRS Multislot Class6	N
73	R97	GPRS Multislot Class7	N
74	R97	GPRS Multislot Class8	N
75	R97	GPRS Multislot Class9	N
76	R97	GPRS Multislot Class10	Y
77	R97	GPRS Multislot Class11	N
78	R97	GPRS Multislot Class12	N
79	R97	GPRS Multislot Class13	N
80	R97	GPRS Multislot Class14	N
81	R97	GPRS Multislot Class15	N
82	R97	GPRS Multislot Class16	N
83	R97	GPRS Multislot Class17	N
84	R97	GPRS Multislot Class18	N
85	R97	GPRS Multislot Class19	N
86	R97	GPRS Multislot Class20	N
87	R97	GPRS Multislot Class21	N
88	R97	GPRS Multislot Class22	N
89	R97	GPRS Multislot Class23	N
90	R97	GPRS Multislot Class24	N
91	R97	GPRS Multislot Class25	N
92	R97	GPRS Multislot Class26	N
93	R97	GPRS Multislot Class27	N
94	R97	GPRS Multislot Class28	N
95	R97	GPRS Multislot Class29	N
96	R99	EGPRS Multislot Class1	N
97	R99	EGPRS Multislot Class2	N
98	R99	EGPRS Multislot Class3	N
99	R99	EGPRS Multislot Class4	N
100	R99	EGPRS Multislot Class5	N
101	R99	EGPRS Multislot Class6	N
102	R99	EGPRS Multislot Class7	N
103	R99	EGPRS Multislot Class8	N
104	R99	EGPRS Multislot Class9	N
105	R99	EGPRS Multislot Class10	N
106	R99	EGPRS Multislot Class11	N
107	R99	EGPRS Multislot Class12	N
108	R99	EGPRS Multislot Class13	N
109	R99	EGPRS Multislot Class14	N
110	R99	EGPRS Multislot Class15	N
111	R99	EGPRS Multislot Class16	N
112	R99	EGPRS Multislot Class17	N
113	R99	EGPRS Multislot Class18	N
114	R99	EGPRS Multislot Class19	N
115	R99	EGPRS Multislot Class20	N
116	R99	EGPRS Multislot Class21	N
117	R99	EGPRS Multislot Class22	N
118	R99	EGPRS Multislot Class23	N
119	R99	EGPRS Multislot Class24	N

Item	Release	Type of Mobile Station	Supported
120	R99	EGPRS Multislot Class25	N
121	R99	EGPRS Multislot Class26	N
122	R99	EGPRS Multislot Class27	N
123	R99	EGPRS Multislot Class28	N
124	R99	EGPRS Multislot Class29	N
125	R99	GSM 850 Power Class 2	N
126	R99	GSM 850 Power Class 3	N
127	R99	GSM 850 Power Class 4	Y
128	R99	GSM 850 Power Class 5	N
129	R99	8-PSK GSM Power Class E1	N
130	R99	8-PSK GSM Power Class E2	N
131	R99	8-PSK GSM Power Class E3	N
132	R99	8-PSK DCS Power Class E1	N
133	R99	8-PSK DCS Power Class E2	N
134	R99	8-PSK DCS Power Class E3	N
135	R99	8-PSK PCS Power Class E1	N
136	R99	8-PSK PCS Power Class E2	N
137	R99	8-PSK PCS Power Class E3	N
138	R99	8-PSK GSM 850 Power Class E1	N
139	R99	8-PSK GSM 850 Power Class E2	N
140	R99	8-PSK GSM 850 Power Class E3	N
141	R99	GSM850 and GSM1800 Band Interworking	N
142	R99	GSM900 and GSM1900 Band Interworking	N
143	R99	GSM850 and GSM900 Band Interworking	N
144	R99	DTM/EGPRS Multislot Class 1	N
145	R99	DTM/EGPRS Multislot Class 5	N
146	R99	DTM/EGPRS Multislot Class 9	N
147	R99	Support of singleslot allocation in DTM/EGPRS	N
148	R99	DTM/GPRS Multislot Class 11	N
149	Rel-5	GPRS Multislot Class30	N
150	Rel-5	GPRS Multislot Class31	N
151	Rel-5	GPRS Multislot Class32	N
152	Rel-5	GPRS Multislot Class33	N
153	Rel-5	GPRS Multislot Class34	N
154	Rel-5	GPRS Multislot Class35	N
155	Rel-5	GPRS Multislot Class36	N
156	Rel-5	GPRS Multislot Class37	N
157	Rel-5	GPRS Multislot Class38	N
158	Rel-5	GPRS Multislot Class39	N
159	Rel-5	GPRS Multislot Class40	N
160	Rel-5	GPRS Multislot Class41	N
161	Rel-5	GPRS Multislot Class42	N
162	Rel-5	GPRS Multislot Class43	N
163	Rel-5	GPRS Multislot Class44	N
164	Rel-5	GPRS Multislot Class45	N
165	Rel-5	EGPRS Multislot Class30	N
166	Rel-5	EGPRS Multislot Class31	N
167	Rel-5	EGPRS Multislot Class32	N
168	Rel-5	EGPRS Multislot Class33	N
169	Rel-5	EGPRS Multislot Class34	N
170	Rel-5	EGPRS Multislot Class35	N
171	Rel-5	EGPRS Multislot Class36	N
172	Rel-5	EGPRS Multislot Class37	N
173	Rel-5	EGPRS Multislot Class38	N
174	Rel-5	EGPRS Multislot Class39	N
175	Rel-5	EGPRS Multislot Class40	N
176	Rel-5	EGPRS Multislot Class41	N
177	Rel-5	EGPRS Multislot Class42	N
178	Rel-5	EGPRS Multislot Class43	N
179	Rel-5	EGPRS Multislot Class44	N
180	Rel-5	EGPRS Multislot Class45	N
181	Rel-4	T GSM Band	N
182	Rel-7	GSM 710 band	N
183	Rel-7	T GSM 810 band	N

Item	Release	Type of Mobile Station	Supported
184	Rel-4	DTM/EGPRS Multislot Class 11	N

Table A.1b: MS Feature Release Supported

Item	Release	MS Feature Release Supported	Values	
			Allowed	Supported
1	R97	Release of GPRS supported	R97	Y
			R98	N
			R99	N
			Release 4	N
			Release 5	N
			Release 6	N
			Release 7	N
2	R98	Release of AMR supported	R98	Y
			R99	N
			Release 4	N
			Release 5	N
			Release 6	N
			Release 7	N
3	R99	Release of EGPRS supported	R99	N
			Release 4	N
			Release 5	N
			Release 6	N
			Release 7	N

Table A.2: Mobile Station Features

Item	Release	Mobile Station Feature	Supported
1	Ph2	Display of Called Number	N
2	Ph2	Indication of Call Progress Signals	N
3	Ph2	Country / PLMN Indication	N
4	Ph2	Country / PLMN Selection	Y
5	Ph2	Keypad	N
6	Ph2	IMEI	Y
7	Ph2	Short Message Overflow Indication	N
8	Ph2	DTE /DCE Interface	Y
9	Ph2	ISDN "S" Interface	N
10	Ph2	International Access Function	Y
11	Ph2	Service Indicator	N
12	Ph2	Autocalling restriction capabilities	N
13	Ph2	Dual Tone Multi Frequency function	Y
14	Ph2	Subscription Identity Management	Y
15	Ph2	On / Off switch	Y
16	Ph2	Subaddress	N
17	Ph2	Support of Encryption A5/1	Y
18	---	Void	N
19	Ph2	Short Message Service Cell Broadcast DRX	Y
20	Ph2	Abbreviated Dialling	Y
21	Ph2	Fixed Number Dialling	Y
22	Ph2	Barring of Outgoing Calls	N
23	Ph2	DTMF Control Digits Separator	N
24	Ph2	Selection of Directory No in Short Messages	N
25	Ph2	Last Numbers Dialed	Y
26	Ph2	At least one autocalling feature	N
27	Ph2	Alphanumeric display	N
28	Ph2	Other means of display	N
29	Ph2	Speech indicator	N
30	R96	Support of the extended Short message cell broadcast channel	N
31	R96	Support of Additional Call Set-up MMI Procedures	N
32	R96	Network Identity and Timezone	Y
33	Ph2	Ciphering Indicator	N
34	R96	Network's indication of alerting in the MS \$(NI Alert in MS)\$	N

Item	Release	Mobile Station Feature	Supported
35	R96	ME-SIM lock	Y
36	R96	Service Dialling Numbers	Y
37	R99	Extended timing advance	N
38	R98	Support of SoLSA	N
39	R96	Audible Indication of Service Tones	N
40	Ph2	Autocalling_Cause 27 Implemented in Cat 3	N
41	R97	Support of GPRS	Y
42	R99	Support of EGPRS	N
43	R98	Support of GPRS Encryption	Y
44	Ph2	Control of Supplementary Services	Y
45	Ph2	Short message	Y
46	Ph2	Emergency calls capabilities	Y
47	R97	GPRS operation mode class A	N
48	R97	GPRS operation mode class B	Y
49	R97	GPRS operation mode class C	Y
50	R99	MS supporting SMS over GPRS	Y
51	---	void	N
52	---	Void	N
53	R99	Support of ECSD	N
54	R97	GPRS test mode A	Y
55	R97	GPRS test mode B	N
56	---	EGPRS test mode	N
57	R98	Support of MS-Assisted E-OTD	N
58	R97	Non-zero value of Non_DRX_Timer	Y
59	R98	Support of MS-Based GPS	N
60	R98	Support of MS-Assisted GPS	N
61	R98	Privacy Option Supported	N
62	R99	Support of DTM/GPRS	N
63	R98	Support MS Assisted EOTD Performance for GMSK	N
64	R99	Support MS Assisted EOTD Performance for 8PSK	N
65	R99	Support of EGPRS Packet Access enhancement	N
66	---	void	N
67	R99	Support of MT SMS over GPRS	Y
68	---	void	N
69	R99	Support of DTM/EGPRS	N
70	R99	Support of Extended dynamic allocation	N
71	Rel-6	Support of GAN	N
72	Rel-4	Support of GERAN FEATURE PACKAGE 1	N
73	Rel-6	Support of Encryption A5/3	N

Table A.3: Teleservices

Item	Release	Teleservice	Supported
1	Ph2	Telephony	Y
2	Ph2	Emergency Call	Y
3	Ph2	Short Message MT/PP	Y
4	Ph2	Short Message MO/PP	Y
5	Ph2	SMS Cell Broadcast	Y
6	Ph2	Teleservice Alternate Speech and G3 fax	N
7	Ph2	Teleservice Automatic G3 fax	Y
8	R96	Voice Group Call Service (VGCS)	N
9	R96	Voice Broadcast Service (VBS)	N
10	R96	SMS description	Y

**Table A.4: Bearer Services**

Item	Release	Bearer Service	Supported
1	Ph2	Data circuit duplex async. 300 bit/s	Y
2	Ph2	Data circuit duplex async. 1 200 bit/s	Y
3	Ph2	Data circuit duplex async. 1 200/75 bit/s	Y
4	Ph2	Data circuit duplex async. 2 400 bit/s	Y
5	Ph2	Data circuit duplex async. 4 800 bit/s	Y
6	Ph2	Data circuit duplex async. 9 600 bit/s	Y
7	Ph2	Data circuit duplex sync. 1 200 bit/s	N
8	Ph2	Data circuit duplex sync. 2 400 bit/s	N
9	Ph2	Data circuit duplex sync. 4 800 bit/s	N
10	Ph2	Data circuit duplex sync. 9 600 bit/s	N
11	Ph2	PAD Access 300 bit/s	N
12	Ph2	PAD Access 1 200 bit/s	N
13	Ph2	PAD Access 1 200/75 bits/s	N
14	Ph2	PAD Access 2 400 bit/s	N
15	Ph2	PAD Access 4 800 bit/s	N
16	Ph2	PAD Access 9 600 bit/s	N
17	Ph2	Packet Access 2 400 bit/s	N
18	Ph2	Packet Access 4 800 bit/s	N
19	Ph2	Packet Access 9 600 bit/s	N
20	Ph2	Alternate Speech/Data	N
21	Ph2	Speech Followed by Data	N
22	R97	GPRS	Y
23	Rel-6	Bluetooth data rate	N
24	Rel-6	WLAN data rate	N

**Table A.5: Supplementary Services**

Prerequisite: A.25/29 -- TSPC\_AddInfo\_SS

Item	Release	Supplementary Service	Supported
1	Ph2	Calling Line Identification Presentation	Y
2	Ph2	Calling Line Identification Restriction	Y
3	Ph2	Connected Line Identification Presentation	Y
4	Ph2	Connected Line Identification Restriction	N
5	Ph2	Call Forwarding Unconditional	Y
6	Ph2	Call Forwarding on Mobile Subscriber Busy	Y
7	Ph2	Call Forwarding on No Reply	Y
8	Ph2	Call Forwarding on Mobile Subscriber Not Reachable	Y
9	Ph2	Call Waiting	Y
10	Ph2	Call Hold	Y
11	Ph2	Multi Party Service	Y
12	Ph2	Closed User Group	Y
13	Ph2	Advice of Charge (Information)	Y
14	Ph2	Advice of Charge (Charging)	Y
15	Ph2	Barring of All Outgoing Calls	Y
16	Ph2	Barring of Outgoing International Calls	Y
17	Ph2	Barring of Outgoing International Calls except those directed to the Home PLMN Country	Y
18	Ph2	Barring of All Incoming Calls	Y
19	Ph2	Barring of Incoming Calls when Roaming Outside the Home PLMN Country	Y
20	Ph2	Unstructured SS Data	Y
21	R96	enhanced Multi-Level Precedence and Pre-emption service (eMLPP)	N
22	R96	Call Deflection	N
23	R96	User-to-User signalling	Y
24	R96	Explicit Call Transfer	Y
25	R96	Implicit UUS1	N
26	R98	Sending of implicit UUS1 in the ALERTING message	N
27	R98	Sending of implicit UUS1 in the CONNECT message	N
28	R99	Follow Me	N
29	Rel-4	User-to-Dispatcher Information	N
30	Rel-4	Compressed User-to-Dispatcher	N



Item	Release	Supplementary Service	Supported
31	R97	Completion of Calls to Busy SS	N
32	R97	Completion of Calls to Busy Requests	N
33	R97	Support of Private Numbering Plan SS	N
34	R97	Support of Private Numbering Plan , Numbering Plans	N
35	R97	Name Identification SS	Y

**Table A.6: Groups for possible bearer capabilities**

Item	Release	Bearer Capability Group	Supported
1	Ph2 (R96)	Bearer Service 21(20) .. 26, unrestricted digital information transfer capability	Y
2	Ph2 (R96)	Bearer Service 21(20) .. 26, 3.1 kHz audio ex-PLMN information transfer capability	Y
3	Ph2 (R96)	Bearer Service 31(30) .. 34, unrestricted digital information transfer capability; Non-X.32 Cases (BS 31 .. BS 34)	N
4	Ph2 (R96)	Bearer Service 31(30) .. 34, unrestricted digital information transfer capability; X.32 Cases	N
5	Ph2 (R96)	Bearer Service 31(30) .. 34, 3.1 kHz audio ex-PLMN information transfer capability; Non-X.32 Cases	N
6	Ph2 (R96)	Bearer Service 31(30) .. 34, 3.1 kHz audio ex-PLMN information transfer capability; X.32 Cases	N
7	Ph2 (R96)	Bearer Service 41(40)..46, PAD Access Asynchronous	N
8	Ph2 (R96)	Bearer Service 51(50)..53, Data Packet Duplex Synchronous	N
9	Ph2	Bearer Service 61, Alternate Speech/Data, "Speech"	N
10	Ph2	Bearer Service 61, Alternate Speech/Data, 3.1 kHz audio ex-PLMN information transfer capability; Asynchronous	N
11	Ph2	Bearer Service 61, Alternate Speech/Data, 3.1 kHz audio ex-PLMN information transfer capability; Synchronous	N
12	Ph2	Bearer Service 81, Speech followed by Data, "Speech"	N
13	Ph2	Bearer Service 81, Speech followed by Data, 3.1 kHz audio ex-PLMN information transfer capability; Asynchronous	N
14	Ph2	Bearer Service 81, Speech followed by Data, 3.1 kHz audio ex-PLMN information transfer capability; Synchronous	N
15	Ph2	Teleservice 11..12, Speech	Y
16	Ph2	Teleservice 61, Alternate Speech and Facsimile group 3; "Speech"	N
17	Ph2	Teleservice 61, Alternate Speech and Facsimile group 3; Facsimile group 3	N
18	Ph2	Teleservice 62, Automatic Facsimile group 3	Y

**Table A.7: Bearer Service 20..26, UDI /RDI**

Prerequisite: A.6/1 -- TSPC\_BS2x\_UDI

Item	Release	Bearer Capability Elements	Values	
			Allowed	Supported
1	Ph2	Signalling Access Protocol (SAP)	I.440	Y
			X.28nond	Y
2	Ph2	Connection Element (CE)	NT	Y
			bothNT	Y
			T	Y
			bothT	Y
3	Ph2	User Info Layer 2 Protocol (UIL2P)	ISO6429	Y
			COPnoFICt	Y
			NAV	Y
4	Ph2	Number of Data Bits(NDB)	7 bits	Y
			8 bits	Y
5	Ph2	Parity Information (NPB)	odd	Y
			even	Y
			0	Y
			1	Y
			none	Y
6	Ph2	Number of Stop Bits (NSB)	1 bit	Y
			2 bits	Y
7	Ph2	Radio Channel Requirement (RCR)	dualHR	Y
			FR	Y
			dualFR	Y
8	Ph2	Intermediate Rate (IR)	8 kbps	Y
			16 kbps	Y

Item	Release	Bearer Capability Elements	Values	
			Allowed	Supported
9	Ph2	User Rate (UR)	0.3	Y
			1.2	Y
			2.4	Y
			4.8	Y
			9.6	Y
			1.2/0.075	Y
10	R96	Fixed Network User Rate (FNUR)	9.6	Y
			14.4	Y
			19.2	Y
			28.8	Y
			38.4	Y
			48	Y
			56	Y
			NAV	Y
11	R96	Wanted Air Interface User Rate (WAIUR)	9.6	Y
			14.4	Y
			19.2	Y
			28.8	Y
			38.4	Y
			43.2	Y
			57.6	Y
12	R96	User Initiated Modification Indication (UIMI)	not req.	Y
			upto1	Y
			upto2	Y
			upto3	Y
			upto4	Y
			NAV	Y
13	R96	Maximum number of Traffic Channels (MaxNumTCH)	1	Y
			2	Y
			3	Y
			4	Y
			NAV	Y
10a	---	all allowed combinations according to GSM 07.01 B.1.2.1 (3GPP TS 27.001) implemented (if not, provide detailed description)	N	

**Table A.8: Bearer Service 20..26, 3.1 kHz**

Prerequisite: A.6/2 -- TSPC\_BS2x\_31kHz

Item	Release	Bearer Capability Elements	Values	
			Allowed	Supported
1	Ph2	Signalling Access Protocol (SAP)	I.440	Y
			X.28nond	Y
2	Ph2	Connection Element (CE)	NT	Y
			bothNT	Y
			T	Y
			bothT	Y
3	Ph2	User Info Layer 2 Protocol (UIL2P)	ISO6429	Y
			COPnoFICt	Y
			NAV	Y
4	Ph2	Number of Data Bits (NDB)	7 bits	Y
			8 bits	Y
5	Ph2	Parity Information (NPB)	odd	Y
			even	Y
			0	Y
			1	Y
			none	Y
			2 bits	Y
6	Ph2	Number of Stop Bits (NSB)	1 bit	Y
			2 bits	Y
7	Ph2	Radio Channel Requirement (RCR)	dualHR	Y
			FR	Y
			dualFR	Y



Item	Release	Bearer Capability Elements	Values	
			Allowed	Supported
8	Ph2	Intermediate Rate (IR)	8 kbps	Y
			16 kbps	Y
9	Ph2	User Rate (UR)	0.3	Y
			1.2	Y
			2.4	Y
			4.8	Y
			9.6	Y
			1.2/0.075	Y
10	Ph2	Modem Type (MT)	V.21	Y
			V.22	Y
			V.22bis	Y
			V.26ter	Y
			V.32	Y
			V.23	Y
			auto	Y
11	R96	Fixed Network User Rate (FNUR)	9.6	N
			14.4	N
			19.2	N
			28.8	N
			NAV	N
12	R96	Wanted Air Interface User Rate (WAIUR)	9.6	N
			14.4	N
			19.2	N
			28.8	N
			38.4	N
13	R96	Acceptable channel codings (ACC)	4.8	N
			9.6	N
			14.4	N
			NAV	N
14	R96	User Initiated Modification Indication (UIMI)	not req.	N
			upto1	N
			upto2	N
			upto3	N
			upto4	N
15	R96	Maximum number of Traffic Channels (MaxNumTCH)	1	N
			2	N
			3	N
			4	N
			NAV	N
11a	---	all allowed combinations according to 3GPP TS 07.01 B.1.2.2 (3GPP TS 27.001) implemented (if not, provide detailed description)	N	

**Table A.9: Bearer Service 30..34, UDI, Non-X.32**

Prerequisite: A.6/3 -- TSPC\_BS3x\_UDI\_nonX32

Item	Release	Bearer Capability Elements	Values	
			Allowed	Supported
1	Ph2	Signalling Access Protocol (SAP)	I.440	N
			X.21	N
2	Ph2	Radio Channel Requirement (RCR)	dualHR	N
			FR	N
			dualFR	N
3	Ph2	Intermediate Rate (IR)	8 kbps	N
			16 kbps	N
4	Ph2	User Rate (UR)	1.2	N
			2.4	N
			4.8	N
			9.6	N

Item	Release	Bearer Capability Elements	Values	
			Allowed	Supported
5	R96	Fixed Network User Rate (FNUR)	9.6	N
			14.4	N
			19.2	N
			28.8	N
			38.4	N
			48	N
			56	N
6	R96	Acceptable channel codings (ACC)	NAV	N
			4.8	N
			9.6	N
			14.4	N
7	R96	Maximum number of Traffic Channels (MaxNumTCH)	NAV	N
			1	N
			2	N
			3	N
			4	N
5a	---	all allowed combinations according 3GPP TS 07.01 A2 1.3.1.1 (3GPP TS 27.001) implemented (if not, provide detailed description)	N	

**Table A.10: Bearer Service 30..34, UDI, X-32**

Prerequisite: A.6/4 -- TSPC\_BS3x\_UDI\_X32

Item	Release	Bearer Capability Elements	Values	
			Allowed	Supported
1	Ph2	Radio Channel Requirement (RCR)	dualHR	N
			FR	N
			dualFR	N
2	Ph2	Intermediate Rate (IR)	8 kbps	N
			16 kbps	N
3	Ph2	User Rate (UR)	2.4	N
			4.8	N
			9.6	N
4	Ph2 (R96)	User Info Layer 2 Protocol (UIL2P)	X.25	N
			(X.75)	N
5	Ph2 (R96)	Rate Adaptation (RA)	X.31Flag	N
			(V.120)	N
6	R96	Fixed Network User Rate (FNUR)	9.6	N
			14.4	N
			19.2	N
			28.8	N
			38.4	N
			48	N
			56	N
			NAV	N
7	R96	Wanted Air Interface User Rate (WAIUR)	9.6	N
			14.4	N
			19.2	N
			28.8	N
			38.4	N
			43.2	N
			57	N
8	R96	User Initiated Modification Indication (UIMI)	NAV	N
			not req.	N
			upto1	N
			upto2	N
			upto3	N
			upto4	N
NAV	N			

Item	Release	Bearer Capability Elements	Values	
			Allowed	Supported
9	R96	Acceptable channel codings (ACC)	4.8	N
			9.6	N
			14.4	N
			NAV	N
10	R96	Maximum number of Traffic Channels (MaxNumTCH)	1	N
			2	N
			3	N
			4	N
			NAV	N
4a	---	all allowed combinations according to 3GPP TS 07.01 B.1.3.1.2 (3GPP TS 27.001) implemented (if not, provide detailed description)	N	

**Table A.10a: Bearer Service 30..34, UDI, 48 kbps and 56 kbps bit transparent**

Prerequisite: A.6/4 -- TSPC\_BS3x\_UDI\_X32

Item	Release	Bearer Capability Elements	Values	
			Allowed	Supported
1	Ph2	Signalling Access Protocol (SAP)	I.440	N
			X.21	N
2	R96	Fixed Network User Rate (FNUR)	48	N
			56	N
3	---	all allowed combinations according to 3GPP TS 07.01 B.1.3.1.4 (3GPP TS 27.001) implemented (if not, provide detailed description)	N	

**Table A.10b: Bearer Service 30..34, UDI, 64 kbps bit transparent**

Prerequisite: A.6/4 -- TSPC\_BS3x\_UDI\_X32

Item	Release	Bearer Capability Elements	Values	
			Allowed	Supported
1	Ph2	Signalling Access Protocol (SAP)	I.440	N
			X.21	N
2	R96	Acceptable channel codings (ACC)	9.6	N
			14.4	N
3	R96	Maximum number of Traffic Channels (MaxNumTCH)	5	N
			6	N
4	---	all allowed combinations according to 3GPP TS 07.01 B.1.3.1.5 (3GPP TS 27.001) implemented (if not, provide detailed description)	N	

**Table A.11: Bearer Service 30..34, 3.1 kHz, Non-X-32**

Prerequisite: A.6/5 -- TSPC\_BS3x\_31kHz\_nonX32

Item	Release	Bearer Capability Elements	Values	
			Allowed	Supported
1	Ph2	Radio Channel Requirement (RCR)	dualHR	N
			FR	N
			dualFR	N
2	Ph2	Intermediate Rate (IR)	8 kbps	N
			16 kbps	N
3	Ph2	User Rate (UR)	1.2	N
			2.4	N
			4.8	N
			9.6	N
4	Ph2	Modem Type (MT)	V.22	N
			V.22bis	N
			V.26ter	N
			V.32	N
5	R96	Other Modem Type (OMT)	no other	N
			MT	N
			V.34	N
			NAV	N

Item	Release	Bearer Capability Elements	Values	
			Allowed	Supported
6	R96	Fixed Network User Rate (FNUR)	9.6	N
			14.4	N
			19.2	N
			28.8	N
			NAV	N
7	R96	Acceptable channel codings (ACC)	4.8	N
			9.6	N
			14.4	N
			NAV	N
8	R96	Maximum number of Traffic Channels (MaxNumTCH)	1	N
			2	N
			3	N
			4	N
			NAV	N
5a	---	all allowed combinations according to 3GPP TS 07.01 B.1.3.2.1 (3GPP TS 27.001) implemented (if not, provide detailed description)	N	

**Table A.12: Bearer Service 30..34, 3.1kHz, X-32**

Prerequisite: A.6/6 -- TSPC\_BS3x\_31kHz\_X32

Item	Release	Bearer Capability Elements	Values	
			Allowed	Supported
1	Ph2	Connection Element (CE)	NT	N
			bothNT	N
			T	N
			bothT	N
2	Ph2	Radio Channel Requirement (RCR)	dualHR	N
			FR	N
			dualFR	N
3	Ph2	Intermediate Rate (IR)	8 kbps	N
			16 kbps	N
4	Ph2	User Rate (UR)	2.4	N
			4.8	N
			9.6	N
5	Ph2	Modem Type (MT)	V.22bis	N
			V.26ter	N
			V.32	N
6	R96	Other Modem Type (OMT)	no other	N
			MT	N
			V.34	N
			NAV	N
7	R96	Fixed Network User Rate (FNUR)	9.6	N
			14.4	N
			19.2	N
			28.8	N
			NAV	N
8	R96	Wanted Air Interface User Rate (WAIUR)	9.6	N
			14.4	N
			19.2	N
			28.8	N
			NAV	N
9	R96	Acceptable channel codings (ACC)	4.8	N
			9.6	N
			14.4	N
			NAV	N
10	R96	User Initiated Modification Indication (UIMI)	not req.	N
			upto1	N
			upto2	N
			upto3	N
			upto4	N
			NAV	N

Item	Release	Bearer Capability Elements	Values	
			Allowed	Supported
11	R96	Maximum number of Traffic Channels (MaxNumTCH)	1	N
			2	N
			3	N
			4	N
			NAV	N
6a	---	all allowed combinations according to 3GPP TS 07.01 B.1.3.2.2 (3GPP TS 27.001) implemented (if not, provide detailed description)	N	

**Table A.13: Bearer Service 40..46, PAD Access**

Prerequisite: A.6/7 -- TSPC\_BS4x\_PAD

Item	Release	Bearer Capability Elements	Values	
			Allowed	Supported
1	Ph2	Connection Element (CE)	NT	N
			bothNT	N
			T	N
			bothT	N
2	Ph2	User Info Layer 2 Protocol (UIL2P)	ISO6429	N
			COPnoFICt	N
			NAV	N
3	Ph2	Number of Data Bits(NDB)	7 bits	N
			8 bits	N
4	Ph2	Parity Information (NPB)	odd	N
			even	N
			0	N
			1	N
			none	N
5	Ph2	Number of Stop Bits (NSB)	1 bit	N
			2 bits	N
6	Ph2	Radio Channel Requirement (RCR)	dualHR	N
			FR	N
			dualFR	N
7	Ph2	Intermediate Rate (IR)	8 kbps	N
			16 kbps	N
8	Ph2	User Rate (UR)	0.3	N
			1.2	N
			2.4	N
			4.8	N
			9.6	N
			1.2/0.075	N
9	R96	Fixed Network User Rate (FNUR)	9.6	N
			14.4	N
			19.2	N
			28.8	N
			38.4	N
			48	N
			56	N
NAV	N			
10	R96	Wanted Air Interface User Rate (WAIUR)	9.6	N
			14.4	N
			19.2	N
			28.8	N
			38.4	N
			43.2	N
			57.6	N
NAV	N			
11	R96	Acceptable channel codings (ACC)	4.8	N
			9.6	N
			14.4	N
			NAV	N

Item	Release	Bearer Capability Elements	Values	
			Allowed	Supported
12	R96	User Initiated Modification Indication (UIMI)	not req.	N
			upto1	N
			upto2	N
			upto3	N
			upto4	N
			NAV	N
13	R96	Maximum number of Traffic Channels (MaxNumTCH)	1	N
			2	N
			3	N
			4	N
			NAV	N
9a	---	all allowed combinations according to 3GPP TS 07.01 B.1.4 (3GPP TS 27.001) implemented (if not, provide detailed description)	N	

**Table A.14: Bearer Service 50..53, Data Packet Duplex Synchronous**

Prerequisite: A.6/8 -- TSPC\_BS5x\_Packet

Item	Release	Bearer Capability Elements	Values	
			Allowed	Supported
1	Ph2	Radio Channel Requirement (RCR)	dualHR	N
			FR	N
			dualFR	N
2	Ph2	Intermediate Rate (IR)	8 kbps	N
			16 kbps	N
3	Ph2	User Rate (UR)	0.3	N
			1.2	N
			2.4	N
			4.8	N
			9.6	N
			1.2/0.075	N
4	R96	Fixed Network User Rate (FNUR)	9.6	N
			14.4	N
			19.2	N
			28.8	N
			38.4	N
			48	N
			56	N
			NAV	N
5	R96	Wanted Air Interface User Rate (WAIUR)	9.6	N
			14.4	N
			19.2	N
			28.8	N
			38.4	N
			43.2	N
			57.6	N
6	R96	Acceptable channel codings (ACC)	4.8	N
			9.6	N
			14.4	N
			NAV	N
7	R96	User Initiated Modification Indication (UIMI)	not req.	N
			upto1	N
			upto2	N
			upto3	N
			upto4	N
			NAV	N
8	R96	Maximum number of Traffic Channels (MaxNumTCH)	1	N
			2	N
			3	N
			4	N
			NAV	N
4a	---	all allowed combinations according to 3GPP TS 07.01 B.1.5 (3GPP TS 27.001) implemented (if not, provide detailed description)	N	

**Table A.15: Bearer Service 61, Alternate Speech/Data, "Speech"**

Prerequisite: A.6/9 -- TSPC\_BS61\_Speech

Item	Release	Bearer Capability Elements	Values	
			Allowed	Supported
1	Ph2	Radio Channel Requirement (RCR)	dualHR	N
			FR	N
			dualFR	N

**Table A.16: Bearer Service 61, Alternate Speech/Data, 3.1kHz,**

Prerequisite: A.6/10 -- TSPC\_BS61\_31kHz\_Async

Item	Release	Bearer Capability Elements	Values	
			Allowed	Supported
1	Ph2	Connection Element (CE)	NT	N
			bothNT	N
			T	N
			bothT	N
2	Ph2	User Info Layer 2 Protocol (UIL2P)	ISO6429	N
			COPnoFICt	N
			NAV	N
3	Ph2	Number of Data Bits (NDB)	7 bits	N
			8 bits	N
4	Ph2	Parity Information (NPB)	odd	N
			even	N
			0	N
			1	N
			none	N
5	Ph2	Number of Stop Bits (NSB)	1 bit	N
			2 bits	N
6	Ph2	Radio Channel Requirement (RCR)	dualHR	N
			FR	N
			dualFR	N
7	Ph2	Intermediate Rate (IR)	8 kbps	N
			16 kbps	N
8	Ph2	User Rate (UR)	0.3	N
			1.2	N
			2.4	N
			4.8	N
			9.6	N
9	R96	Modem Type (MT)	1.2/0.075	N
			V.21	N
			V.22	N
			V.22bis	N
			V.26ter	N
			V.32	N
10	---	all allowed combinations according to 3GPP TS 07.01 B.1.6.2.1 (3GPP TS 27.001) implemented (if not, provide detailed description)	V.23	N
			auto1	N
			N	



**Table A.17: Bearer Service 61, Alternate Speech/Data, 3.1kHz,**

Prerequisite: A.6/11 -- TSPC\_BS61\_31kHz\_Sync

Item	Release	Bearer Capability Elements	Values	
			Allowed	Supported
1	Ph2	Radio Channel Requirement (RCR)	dualHR	N
			FR	N
			dualFR	N
2	Ph2	Intermediate Rate (IR)	8 kbps	N
			16 kbps	N
3	Ph2	User Rate (UR)	1.2	N
			2.4	N
			4.8	N
			9.6	N
4	R96	Modem Type (MT)	V.22	N
			V.22bis	N
			V.26ter	N
			V.32	N
5	---	all allowed combinations according to 3GPP TS 07.01 B.1.6.2.2 (3GPP TS 27.001) implemented (if not, provide detailed description)	N	

**Table A.18: Bearer Service 81, Speech followed by Data, "Speech"**

Prerequisite: A.6/12 -- TSPC\_BS81\_Speech

Item	Release	Bearer Capability Elements	Values	
			Allowed	Supported
1	Ph2	Radio Channel Requirement (RCR)	dualHR	N
			FR	N
			dualFR	N

**Table A.19: Bearer Service 81, Speech followed by Data, 3.1kHz, Async**

Prerequisite: A.6/13 -- TSPC\_BS81\_31kHz\_Async

Item	Release	Bearer Capability Elements	Values	
			Allowed	Supported
1	Ph2	Connection Element (CE)	NT	Y
			bothNT	Y
			T	Y
			bothT	Y
2	Ph2	User Info Layer 2 Protocol (UIL2P)	ISO6429	Y
			COPnoFICt	Y
			NAV	Y
3	Ph2	Number of Data Bits(NDB)	7 bits	Y
			8 bits	Y
4	Ph2	Parity Information (NPB)	odd	Y
			even	Y
			0	Y
			1	Y
			none	Y
5	Ph2	Number of Stop Bits (NSB)	1 bit	Y
			2 bits	Y
6	Ph2	Radio Channel Requirement (RCR)	dualHR	Y
			FR	Y
			dualFR	Y
7	Ph2	Intermediate Rate (IR)	8 kbps	N
			16 kbps	N

Item	Release	Bearer Capability Elements	Values	
			Allowed	Supported
8	Ph2	User Rate (UR)	0.3	Y
			1.2	Y
			2.4	Y
			4.8	Y
			9.6	Y
			1.2/0.075	Y
9	R96	Modem Type (MT)	V.21	N
			V.22	N
			V.22bis	N
			V.26ter	N
			V.32	N
			V.23	N
			auto1	N
10	---	all allowed combinations according to 3GPP TS 07.01 B.1.7.2.1 (3GPP TS 27.001) implemented (if not, provide detailed description)	N	

**Table A.20: Bearer Service 81, Speech followed by Data, 3.1kHz, Sync**

Prerequisite: A.6/14 -- TSPC\_BS81\_31kHz\_Sync

Item	Release	Bearer Capability Elements	Values	
			Allowed	Supported
1	Ph2	Radio Channel Requirement (RCR)	dualHR	N
			FR	N
			dualFR	N
2	Ph2	Intermediate Rate (IR)	8 kbps	N
			16 kbps	N
3	Ph2	User Rate (UR)	1.2	N
			2.4	N
			4.8	N
			9.6	N
4	R96	Modem Type (MT)	V.22	N
			V.22bis	N
			V.26ter	N
			V.32	N
5	---	all allowed combinations according 3GPP TS 07.01 B.1.7.2.2 (3GPP TS 27.001) implemented (if not, provide detailed description)	N	

**Table A.21: Teleservice 11..12, Speech**

Prerequisite: A.6/15 -- TSPC\_TS1x\_Speech

Item	Release	Bearer Capability Elements	Values	
			Allowed	Supported
1	Ph2	Radio Channel Requirement (RCR)	dualHR	Y
			FR	Y
			dualFR	Y

**Table A.22: Alternate Speech and Facsimile group 3, Speech**

Prerequisite: A.6/16 -- TSPC\_TS61\_Speech

Item	Release	Bearer Capability Elements	Values	
			Allowed	Supported
1	Ph2	Radio Channel Requirement (RCR)	dualHR	N
			FR	N
			dualFR	N

**Table A.23: Alternate Speech and Facsimile group 3, Facsimile**

Prerequisite: A.6/17 -- TSPC\_TS61\_G3FAX

Item	Release	Bearer Capability Elements	Values	
			Allowed	Supported
1	Ph2	Connection Element (CE)	NT	N
			bothNT	N
			T	N
			bothT	N
2	Ph2	User Info Layer 2 Protocol (UIL2P)	X.25	N
			NAV	N
3	Ph2	Intermediate Rate (IR)	8 kbps	N
			16 kbps	N
4	Ph2	User Rate (UR)	2.4	N
			4.8	N
			9.6	N
5	---	all allowed combinations according 3GPP TS 07.01 B.1.10.2 (3GPP TS 27.001) implemented (if not, provide detailed description)	N	

**Table A.24: Teleservice 62, Automatic G3 fax**

Prerequisite: A.3/7 -- TSPC\_Serv\_TS62

Item	Release	Bearer Capability Elements	Values	
			Allowed	Supported
1	Ph2	Connection Element (CE)	NT	N
			bothNT	N
			T	Y
			bothT	Y
2	Ph2	User Info Layer 2 Protocol (UIL2P)	X.25	Y
			NAV	Y
3	Ph2	Intermediate Rate (IR)	8 kbps	Y
			16 kbps	Y
4	Ph2	User Rate (UR)	2.4	Y
			4.8	Y
			9.6	Y
5	---	all allowed combinations according to 3GPP TS 07.01 B.1.11 (3GPP TS 27.001, annex B) implemented (if not, provide detailed description)	N	

**Table A.25: Additional Information**

Item	Release	Additional Information	Supported
1	Ph2	at least one half rate service	Y
2	Ph2	Speech supported for Full rate version 1 (GSM FR).	Y
3	Ph2	Speech supported for Half rate version 1 (GSM HR).	N
4	Ph2	at least one data service	Y
5	Ph2	at least one full rate data service	Y
6	Ph2	at least one half rate data service	N
7	Ph2	at least one non transparent data service	Y
8	Ph2	at least one transparent data service	Y
9	Ph2	only transparent data service	N
10	Ph2	at least one asynchronous data service	Y
11	Ph2	at least one asynchronous non transparent data service	Y
12	Ph2	2.4 k full rate data mode	Y
13	Ph2	2.4 k half rate data mode	N
14	Ph2	4.8 k full rate data mode	Y
15	Ph2	4.8 k half rate data mode	N
16	Ph2	9.6 k full rate data mode	Y
17	Ph2	non transparent service with full rate channel at a user rate of 4.8 kbit/s	Y
18	Ph2	at least one bearer capability	Y
19	Ph2	at least one MT circuit switched basic service	Y
20	Ph2	at least one MO circuit switched basic service	Y
21	Ph2	only SDCCCH	N
22	Ph2	at least one service on traffic channel supported	Y

Item	Release	Additional Information	Supported
23	Ph2	dual rate ratio channel types (no relation to supported speech codecs).	N
24	Ph2	only full rate radio channel type (no relation to supported speech codecs).	Y
25	Ph2	at least one teleservice	Y
26	Ph2	CC protocol for at least one BC	Y
27	Ph2	only circuit switched basic service supported by the mobile is emergency call	N
28	Ph2	Fax Error Correction Mode	N
29	Ph2	at least one supplementary service	Y
30	Ph2	non call related supplementary service	Y
31	Ph2	at least one short message service	Y
32	Ph2	(SMS) reply procedure	N
33	Ph2	replace SMS	N
34	Ph2	display of received SMS	Y
35	Ph2	SMS status report capabilities	Y
36	Ph2	Storing of short messages in the SIM	Y
37	Ph2	Storing of short messages in the ME	Y
38	Ph2	detach on power down	Y
39	Ph2	detach on SIM remove	Y
40	Ph2	SIM removable without power down	Y
41	Ph2	ID-1 SIM	N
42	Ph2	Plug-In SIM	Y
43	Ph2	Disable PIN feature	Y
44	Ph2	PIN2 feature	Y
45	Ph2	Feature requiring entry of PIN2	Y
46	Ph2	Chars 0-9, *, # supported	Y
47	Ph2	A, B, C, D chars. supported	Y
48	Ph2	automatically enter automatic selection of PLMN mode	Y
49	Ph2	alerting indication to the user	Y
50	R98	Appl. Layer is always running	N
51	Ph2	Immediate connect supported for all circuit switched basic services	N
52	Ph2	In-Call modification	Y
53	Ph2	follow-on request procedure	Y
54	Ph2	refusal of call	N
55	Ph2	RF amplification	N
56	Ph2	Number of B-party number for autocalling is greater than the number of entries in the blacklist	N
57	Ph2	Handset MS supporting speech	N
58	Ph2	MT2 Configuration	Y
59	Ph2	MT2 Configuration or any other possibility to send data over Um interface	Y
60	Rel-4	Permanent Antenna Connector	Y
61	Ph2	Pseudo-synchronized handover supported	Y
62	R96	5V only SIM/ME interface	N
63	R96	3V only SIM/ME interface	Y
64	R96	3V/5V SIM/ME interface	N
65	Ph2	Speech supported for Full rate version 2 (GSM EFR).	Y
66a	Ph2	RLP supports non default parameters	Y
66b	R96	Support of listening to voice broadcast calls (VBS listening)	N
67	R96	Support of originating voice broadcast call (VBS originating)	N
68	R96	Support of listening to voice group calls (VGCS listening)	N
69	R96	Support of talking in voice group calls (VGCS talking)	N
70	R96	Support of originating voice group call (VGCS originating)	N
71	R96	Support reduced NCH monitoring	N
72	R96	14.4 k data mode	Y
73	Ph2	Implementation of cause number 27 of busy autocalling in category 2	N
74	Ph2	Implementation of cause number 27 of busy autocalling in category 3	N
75	Ph2	Support of immediate connect	N
76	Ph2	Artificial ear type 1	Y
77	Ph2	Artificial ear type 3.2, Low leak option	N
78	R96	Artificial ear type 3.4	Y
79	R98	Speech supported for Full rate version 3 (FR AMR).	Y
80	R96	NCH monitoring in group receive mode	N
81	R96	NCH monitoring in group transmit mode	N
82	R96	NCH monitoring in dedicated mode	N
83	R97	Support of one PDP context activation	Y
84	R97	Support of more than one PDP context activation	N
85	R97	Support of more than one PDP context activation simultaneously on the same SAPI	N

Item	Release	Additional Information	Supported
86	R97	Support of GPRS data compression	N
87	R98	Support of GPRS header compression	Y
88	R97	Support of Network requested PDP context activation	Y
89	R97	Support for user settings of minimum QoS	Y
90	R97	Automatic GPRS attach procedure at switch-on/power-on	Y
91	R97	MMI controlled attach/detach procedures for non-GPRS services	Y
92	R97	Automatic attach procedure when MS identity cannot derived by the network	Y
93	R98	Automatic MM IMSI attach procedure at switch-on / power-on	Y
94	R96	Support of SIM Application Toolkit	Y
95	R98	1,8V only SIM/ME interface	Y
96	R98	1,8V/3V SIM/ME interface	Y
97	Ph2	Multiple SM MO/PP on same RR link	Y
98	Ph2	Support of stored list cell selection	Y
99	Ph2	at least one service not support immediate connection	Y
100	---	Void	N
101	---	Void	N
102	Ph2	EFR_EmgCallSetup message contains the bearer capability	Y
103	Ph2	Support of MonitorPCH_GroupTransmitMode	N
104	Rel-4	Integral_Antenna Connector	N
105	R97	User requested combined GPRS and non-GPRS detached without powering off	Y
106	R97	User requested non-GPRS detached	Y
107	Ph2	Artificial ear type 3.2, High leak option	N
108	R96	Artificial ear type 3.3	N
109	Ph2	Support of Multiple SMS	Y
110	R97	Cell Reselection after T3184 Expiry	N
111	R97	GPRS attach attempted automatically due to outstanding request	Y
112	R98	Speech supported for Half rate version 3 (HR AMR)	Y
113	Rel-5	AMR LoopBack Modes	N
114	R99	TTY services	Y
115	R99	Support of Secondary PDP Context Activation	N
116	Ph2	Support of MO SMS Concatenation	Y
117	Ph2	Support of MT SMS Concatenation	Y
118	R97	NITZ Supported	Y
119	R97	R97/98 MS Use of DST (Daylight Saving Time)	N
120	R97	Deletion of NITZ parameters supported	Y
121	R97	Re-attach automatically when the network commands a detach with no cause value	N
122	R98	Support of GPRS header compression algorithm type RFC 1144	Y
123	R99	Support of GPRS header compression algorithm type RFC 2507	N
124	Rel-6	Support of ROHC algorithm type RFC 3241	N
125	Rel-6	Support of ROHC algorithm type RFC 3242	N
126	Rel-6	Support of ROHC algorithm type RFC 3408	N
127	Rel-6	Support of ROHC algorithm type RFC 3095	N
128	R97	The way to trigger transferring of new user data in a different PDP context while an uplink transfer is in progress	N
129	R99	Support of DARP phase 1	N
130	R99	Support of Card Application	N
131	Rel-5	Support of GSM speech half rate version 6 (O-TCH/AHS)	N
132	R99	MS with improved receiver performance	N
133	Rel-5	Support of GSM speech full rate version 4 (O-TCH/WFS)	N
134	R97	Verification for correct repetition of new password	N
135	R99	MS using reduced interslot dynamic range in multislot configurations	N
136	Rel-5	Support of GSM speech Half rate version 4 (O-TCH/WHS)	N
137	Rel-5	Support of GSM Speech Full Rate version 5 (TCH/WFS)	N
138	Ph2	Support of overwriting the existing Class 2 SMS	N

**Table A.25.1: Additional Information (requiring values)**

Item	Release	Additional Information (requiring values)	Values	
			Allowed	Supported
1	R98	AMR C/I normalization factor (units: dB)	0...	0
2	R98	Loop C delay (round trip delay, in number of TDMA frames)	1...	1
3	R99	AMR C/I normalization factors (AFS, DARP) 12 values representing SS adjustment of variable normalisation factors for C/I values as stated in 14.10.3 (units: dB)	0...	N/A
4	R99	AMR C/I normalization factors (AHS, DARP) 10 values representing SS adjustment of variable normalisation factors for C/I values as stated in 14.10.4 (units: dB)	0...	N/A
5	Rel-5	O-TCH/F C/I normalisation factor (units: dB)	0...	N/A

**Table A.27: Support of UTRAN Radio Access Technology**

Prerequisite: A.1/56 -- TSPC\_Type\_UTRAN

Item	Release	Support of UTRAN Radio Access Technology	Supported
1	R99	Conversational / speech / UL:12.2 DL:12.2 kbps / CS RAB + UL:3.4 DL 3.4 kbps SRBs for DCCH	N
2	R99	Streaming / unknown / UL:14.4 DL:14.4 kbps / CS RAB + UL:3.4 DL 3.4 kbps SRBs for DCCH	N
3	R99	Streaming / unknown / UL:28.8 DL:28.8 kbps / CS RAB + UL:3.4 DL 3.4 kbps SRBs for DCCH	N
4	R99	Streaming / unknown / UL:57.6 DL:57.6 kbps / CS RAB + UL:3.4 DL 3.4 kbps SRBs for DCCH	N

# ANNEX D

of



## Partial GSM TEST REPORT

No. 504/06T04

for

Wavecom

GSM 850/900/1800/1900 Terminal Equipment

Type Q24 Plus

with

Final Hardware Version: 304

Final Software Version: Open AT® Firmware 6.57

# Photographs

This Annex consists of 3 pages

Date of Report: 2006-11-02

CETECOM is accredited  
according to  
DIN EN ISO/IEC 17025 by:



**CTIA** Authorized Test Lab

LAB CODE 20050615-00

Observer of **GCF** Global Certification Forum

### CETECOM SARL

320 Rue Hélène Boucher ♦ 78530 Buc Cdx ♦ France

Phone: +33 1 39 24 29 59 ♦ Fax: +33 1 39 24 29 83 ♦ E-mail: info@cetecom.fr ♦ http://www.cetecom.com


Capital: 765000 Euro, SIRET: 400 345 559 00035 (Versailles), Code APE: 742C, N° VAT: FR 52 400 345 559, Registered in VERSAILLES, France

Board of Directors: Dr. Harald Ansorge, Hans Peter May




# 1. Photographs of the Equipment under Test

## 1.1 Front View of the Module



## 1.2 Rear View of the Module



### 1.3 Demo Board



# ANNEX E

of



## Partial GSM TEST REPORT

No. 504/06T04

for

Wavecom

GSM 850/900/1800/1900 Terminal Equipment

Type Q24 Plus HR codec

with

Final Hardware Version: 304


Final Software Version: Open AT® Firmware 6.57

## Detailed Test Results

This Annex consists of 31 pages

Date of Report: 2006-11-02

CETECOM is accredited  
according to  
DIN EN ISO/IEC 17025 by:



### CETECOM SARL

320 Rue Hélène Boucher ♦ 78530 Buc Cdx ♦ France

Phone: +33 1 39 24 29 59 ♦ Fax: +33 1 39 24 29 83 ♦ E-mail: info@cetecom.fr ♦ http://www.cetecom.com

Capital: 765000 Euro, SIRET: 400 345 559 00035 (Versailles), Code APE: 742C, N° VAT: FR 52 400 345 559, Registered in VERSAILLES, France

Board of Directors: Dr. Harald Ansorge, Hans Peter May

## 1. General Description

This annex of the GSM Test Report includes a table with detailed test results of the Equipment under Test (EUT).

## 2. Terms used in the Test Result Table

This section defines the terms which are used in the enclosed test result table.

### 2.1 Main Terms

The following main terms are used in the test result table:

Term	Explanation
Test Case	Test case identifier of test specification 3GPP TS 51.010-1 or 3GPP TS 51.010-4 as referenced in section 4 of this Test Report.
Test Description	Name of the test case as referenced in the corresponding test specification.
Cat	Category of the related test case in the related GSM frequency band. The interpretation of the corresponding category is defined in Permanent Reference Document GCF-CC (for GSM 900 and/or GSM 1800) and/or in Annex H of Permanent Reference Document NAPRD.03 (for GSM 850 and/or GSM 1900).
Verdict	Verdict for each test case. See section 2.2 of this annex for detailed information.
Loc	If testing has been performed in subcontracted laboratories, this term identifies the testing location according to section 1 of Annex B.
Notes	Information about used test samples, special test situations, special test setups or special interpretations of the test results. See section 2.3 of this annex for detailed information.

## 2.2 Terms in Column "Verdict"

The following terms are used in the test result table to identify the verdicts of each test case in each given GSM frequency band:

Verdict	Explanation
PASS	EUT has been tested at <i>CETECOM</i> 's (own or subcontracted) laboratories and is conformant to the applied standards for this test case in the given GSM frequency band.
FAIL	EUT has been tested at <i>CETECOM</i> 's (own or subcontracted) laboratories but is not conformant to the applied standards for this test case in the given GSM frequency band.
Decl.	"Declaration": <i>CETECOM</i> has received documents from the client and/or manufacturer which show conformity to the applied standards for this test case in the given GSM frequency band.
PASS/Decl.	Only part of the test is "PASS" as mentioned above. For the remaining part <i>CETECOM</i> has received a declaration as under "Decl." above.
PASS/----	For not completely validated tests only the validated parts of the test are "PASS" as mentioned above.
INC.	"Inconclusive": EUT has been tested at <i>CETECOM</i> 's (own or subcontracted) laboratories but the test verdict for this test case in the given GSM frequency band is ambiguous. Detailed explanation is given in the note for the corresponding test case.
N/A	"Not Applicable": According to the client's and/or manufacturer's documentation (PICS/PIXIT) this test is not applicable for the given GSM frequency band.
NO	This test has not been performed with the EUT in the given GSM frequency band and/or with the given test parameter(s) although the test may be mandatory for conformance testing.
GSM850	This test has not been performed in the given GSM frequency band but in the GSM 850 frequency band instead. The result for this test is given in the appropriate column for "GSM 850".
GSM900	This test has not been performed in the given GSM frequency band but in the GSM 900 frequency band instead. The result for this test is given in the appropriate column for "GSM 900".
GSM1800	This test has not been performed in the given GSM frequency band but in the GSM 1800 frequency band instead. The result for this test is given in the appropriate column for "GSM 1800".
GSM1900	This test has not been performed in the given GSM frequency band but in the GSM 1900 frequency band instead. The result for this test is given in the appropriate column for "GSM 1900".
----	Test is not defined or not validated for the given GSM frequency band or not used by the specific certification regime.

## **2.3 Terms in Column "Notes"**

### **2.3.1 Test Samples used for Testing**

The test result table contains **numerical notes** (e.g. "1,4,...") to identify the EUT test samples used for each performed test case.

These numerical notes directly refer to the corresponding EUT Identifier defined in section 3.3 of the Test Report (e.g. note "1,4" indicates that the given test case in the given GSM frequency band has been tested with both terminal test samples identified as EUT1 and EUT4).

### **2.3.2 Additional Reference Documents for Testing**

The test result table may also contain **numerical notes in brackets** (e.g. "[9],[14],..."). These notes directly refer to the corresponding "additional reference documents for testing" as listed in section 4.3 (table 4) of the Test Report. They indicate that these additional reference documents have been applied to the corresponding test case(s).

### **2.3.3 Special Test Situations, Test Setups and Verdict Interpretations**

The test result table may also contain **letter notes** (e.g. "A,C,...") to identify special test situations, special test setups or special interpretations for the given test case. The following letter notes are used:

Note	Explanation
A	Multiband Test Case: GSM 900/1800 environment used.

Test Results of Wavecom Q24 Plus HR codec

TS 51.010-1 or TS 51.010-4 Requirement		GCF-CC (V.3.23.1) for R97/98 GSM 900				GCF-CC (V.3.23.1) for R97/98 GSM 1800				NAPRD.03 (V.3.8.1) for R97/98 GSM 850				NAPRD.03 (V.3.8.1) for R97/98 GSM 1900			
Test Case	Test Description	Cat	Verdict	Loc	Notes	Cat	Verdict	Loc	Notes	Cat	Verdict	Loc	Notes	Cat	Verdict	Loc	Notes
12.1.1	Conducted spurious emissions, MS allocated a channel	---	----	---	---	---	----	---	---	---	----	---	---	---	----	---	---
	Normal Temperature \ Normal Voltage	A	PASS	1.3	1	A	PASS	1.3	1	A	PASS	1.3	1	A	PASS	1.3	1
	Normal Temperature \ Low Voltage	A	PASS	1.3	1	A	PASS	1.3	1	A	PASS	1.3	1	A	PASS	1.3	2
	Normal Temperature \ High Voltage	A	PASS	1.3	1	A	PASS	1.3	1	A	PASS	1.3	1	A	PASS	1.3	1
12.1.2	Conducted spurious emissions, MS in idle mode	---	----	---	---	---	----	---	---	---	----	---	---	---	----	---	---
	Normal Temperature \ Normal Voltage	A	PASS	1.3	1	A	PASS	1.3	1	A	PASS	1.3	1	A	PASS	1.3	1
	Normal Temperature \ Low Voltage	A	PASS	1.3	1	A	PASS	1.3	1	A	PASS	1.3	1	A	PASS	1.3	3
	Normal Temperature \ High Voltage	A	PASS	1.3	1	A	PASS	1.3	1	A	PASS	1.3	1	A	PASS	1.3	3
12.2.1	Radiated spurious emissions - MS allocated a channel	---	----	---	---	---	----	---	---	---	----	---	---	---	----	---	---
	Normal Temperature \ Normal Voltage	A	N/A	---	---	A	N/A	---	---	A	N/A	---	---	A	N/A	---	---
	Normal Temperature \ Low Voltage	A	N/A	---	---	A	N/A	---	---	A	N/A	---	---	A	N/A	---	---
	Normal Temperature \ High Voltage	A	N/A	---	---	A	N/A	---	---	A	N/A	---	---	A	N/A	---	---
12.2.2	Radiated spurious emissions - MS in idle mode	---	----	---	---	---	----	---	---	---	----	---	---	---	----	---	---
	Normal Temperature \ Normal Voltage	A	N/A	---	---	A	N/A	---	---	A	N/A	---	---	A	N/A	---	---
	Normal Temperature \ Low Voltage	A	N/A	---	---	A	N/A	---	---	A	N/A	---	---	A	N/A	---	---
	Normal Temperature \ High Voltage	A	N/A	---	---	A	N/A	---	---	A	N/A	---	---	A	N/A	---	---



Test Results of Wavecom Q24 Plus HR codec

TS 51.010-1 or TS 51.010-4 Requirement		GCF-CC (V.3.23.1) for R97/98				GCF-CC (V.3.23.1) for R97/98				NAPRD.03 (V.3.8.1) for R97/98				NAPRD.03 (V.3.8.1) for R97/98			
		GSM 900				GSM 1800				GSM 850				GSM 1900			
Test Case	Test Description	Cat	Verdict	Loc	Notes	Cat	Verdict	Loc	Notes	Cat	Verdict	Loc	Notes	Cat	Verdict	Loc	Notes
13.1	Frequency error and phase error	---	----	---	---	---	----	---	---	---	----	---	---	---	----	---	---
	Normal Temperature \ Normal Voltage	A	N/A	---	---	A	N/A	---	---	A	N/A	---	---	A	N/A	---	---
	Low Temperature \ Low Voltage	A	N/A	---	---	A	N/A	---	---	A	N/A	---	---	A	N/A	---	---
	Low Temperature \ High Voltage	A	N/A	---	---	A	N/A	---	---	A	N/A	---	---	A	N/A	---	---
	High Temperature \ Low Voltage	A	N/A	---	---	A	N/A	---	---	A	N/A	---	---	A	N/A	---	---
	High Temperature \ High Voltage	A	N/A	---	---	A	N/A	---	---	A	N/A	---	---	A	N/A	---	---
	Vibration X-Axis	A	N/A	---	---	A	N/A	---	---	A	N/A	---	---	A	N/A	---	---
	Vibration Y-Axis	A	N/A	---	---	A	N/A	---	---	A	N/A	---	---	A	N/A	---	---
	Vibration Z-Axis	A	N/A	---	---	A	N/A	---	---	A	N/A	---	---	A	N/A	---	---
13.2	Frequency error under multipath and interference conditions	---	----	---	---	---	----	---	---	---	----	---	---	---	----	---	---
	Normal Temperature \ Normal Voltage	A	PASS	1.3	1	A	PASS	1.3	1	A	PASS	1.3	1	A	PASS	1.3	1
	Low Temperature \ Low Voltage	A	PASS	1.3	1	A	PASS	1.3	1	A	PASS	1.3	1	A	PASS	1.3	1
	Low Temperature \ High Voltage	A	PASS	1.3	1	A	PASS	1.3	1	A	PASS	1.3	1	A	PASS	1.3	1
	High Temperature \ Low Voltage	A	PASS	1.3	1	A	PASS	1.3	1	A	PASS	1.3	1	A	PASS	1.3	1
	High Temperature \ High Voltage	A	PASS	1.3	1	A	PASS	1.3	1	A	PASS	1.3	1	A	PASS	1.3	1

Test Results of Wavecom Q24 Plus HR codec

TS 51.010-1 or TS 51.010-4 Requirement		GCF-CC (V.3.23.1) for R97/98				GCF-CC (V.3.23.1) for R97/98				NAPRD.03 (V.3.8.1) for R97/98				NAPRD.03 (V.3.8.1) for R97/98			
		GSM 900				GSM 1800				GSM 850				GSM 1900			
Test Case	Test Description	Cat	Verdict	Loc	Notes	Cat	Verdict	Loc	Notes	Cat	Verdict	Loc	Notes	Cat	Verdict	Loc	Notes
13.3.4.1	Transmitter output power and burst timing - MS with permanent antenna connector	---	----	---	---	---	----	---	---	---	----	---	---	---	----	---	---
	Normal Temperature \ Normal Voltage	A	N/A	---	---	A	N/A	---	---	A	N/A	---	---	A	N/A	---	---
	Low Temperature \ Low Voltage	A	N/A	---	---	A	N/A	---	---	A	N/A	---	---	A	N/A	---	---
	Low Temperature \ High Voltage	A	N/A	---	---	A	N/A	---	---	A	N/A	---	---	A	N/A	---	---
	High Temperature \ Low Voltage	A	N/A	---	---	A	N/A	---	---	A	N/A	---	---	A	N/A	---	---
	High Temperature \ High Voltage	A	N/A	---	---	A	N/A	---	---	A	N/A	---	---	A	N/A	---	---
13.4	Output RF spectrum	---	----	---	---	---	----	---	---	---	----	---	---	---	----	---	---
	Normal Temperature \ Normal Voltage	A	N/A	---	---	A	N/A	---	---	A	N/A	---	---	A	N/A	---	---
	Low Temperature \ Low Voltage	A	N/A	---	---	A	N/A	---	---	A	N/A	---	---	A	N/A	---	---
	Low Temperature \ High Voltage	A	N/A	---	---	A	N/A	---	---	A	N/A	---	---	A	N/A	---	---
	High Temperature \ Low Voltage	A	N/A	---	---	A	N/A	---	---	A	N/A	---	---	A	N/A	---	---
	High Temperature \ High Voltage	A	N/A	---	---	A	N/A	---	---	A	N/A	---	---	A	N/A	---	---

Test Results of Wavecom Q24 Plus HR codec

TS 51.010-1 or TS 51.010-4 Requirement		GCF-CC (V.3.23.1) for R97/98				GCF-CC (V.3.23.1) for R97/98				NAPRD.03 (V.3.8.1) for R97/98				NAPRD.03 (V.3.8.1) for R97/98			
		GSM 900				GSM 1800				GSM 850				GSM 1900			
Test Case	Test Description	Cat	Verdict	Loc	Notes	Cat	Verdict	Loc	Notes	Cat	Verdict	Loc	Notes	Cat	Verdict	Loc	Notes
13.6	Frequency error and phase error in HSCSD multislot configurations	---	----	---	---	---	----	---	---	---	----	---	---	---	----	---	---
	Normal Temperature \ Normal Voltage	P	-----	---	---	P	-----	---	---	---	-----	---	---	---	-----	---	---
	Low Temperature \ Low Voltage	P	-----	---	---	P	-----	---	---	---	-----	---	---	---	-----	---	---
	Low Temperature \ High Voltage	P	-----	---	---	P	-----	---	---	---	-----	---	---	---	-----	---	---
	High Temperature \ Low Voltage	P	-----	---	---	P	-----	---	---	---	-----	---	---	---	-----	---	---
	High Temperature \ High Voltage	P	-----	---	---	P	-----	---	---	---	-----	---	---	---	-----	---	---
	Vibration X-Axis	P	-----	---	---	P	-----	---	---	---	-----	---	---	---	-----	---	---
	Vibration Y-Axis	P	-----	---	---	P	-----	---	---	---	-----	---	---	---	-----	---	---
	Vibration Z-Axis	P	-----	---	---	P	-----	---	---	---	-----	---	---	---	-----	---	---
13.7.4.1	Transmitter output power and burst timing in HSCSD configurations- MS with permanent antenna connector	---	----	---	---	---	----	---	---	---	----	---	---	---	----	---	---
	Normal Temperature \ Normal Voltage	P	-----	---	---	P	-----	---	---	---	-----	---	---	---	-----	---	---
	Low Temperature \ Low Voltage	P	-----	---	---	P	-----	---	---	---	-----	---	---	---	-----	---	---
	Low Temperature \ High Voltage	P	-----	---	---	P	-----	---	---	---	-----	---	---	---	-----	---	---
	High Temperature \ Low Voltage	P	-----	---	---	P	-----	---	---	---	-----	---	---	---	-----	---	---
	High Temperature \ High Voltage	P	-----	---	---	P	-----	---	---	---	-----	---	---	---	-----	---	---

Test Results of Wavecom Q24 Plus HR codec

TS 51.010-1 or TS 51.010-4 Requirement		GCF-CC (V.3.23.1) for R97/98				GCF-CC (V.3.23.1) for R97/98				NAPRD.03 (V.3.8.1) for R97/98				NAPRD.03 (V.3.8.1) for R97/98			
Test		GSM 900				GSM 1800				GSM 850				GSM 1900			
Test Case	Description	Cat	Verdict	Loc	Notes	Cat	Verdict	Loc	Notes	Cat	Verdict	Loc	Notes	Cat	Verdict	Loc	Notes
13.8	Output RF spectrum in HSCSD multislot configuration	---	----	---	---	---	----	---	---	---	----	---	---	---	----	---	---
	Normal Temperature \ Normal Voltage	P	-----	---	---	P	-----	---	---	---	-----	---	---	---	-----	---	---
	Low Temperature \ Low Voltage	P	-----	---	---	P	-----	---	---	---	-----	---	---	---	-----	---	---
	Low Temperature \ High Voltage	P	-----	---	---	P	-----	---	---	---	-----	---	---	---	-----	---	---
	High Temperature \ Low Voltage	P	-----	---	---	P	-----	---	---	---	-----	---	---	---	-----	---	---
	High Temperature \ High Voltage	P	-----	---	---	P	-----	---	---	---	-----	---	---	---	-----	---	---
13.16.1	Frequency error and phase error in GPRS multislot configuration	---	----	---	---	---	----	---	---	---	----	---	---	---	----	---	---
	Normal Temperature \ Normal Voltage	B	PASS/----	1.3	1	B	PASS/----	1.3	1	B	PASS/----	1.3	1,[44]	B	PASS/----	1.3	1,[44]
	Low Temperature \ Low Voltage	B	PASS/----	1.3	1	B	PASS/----	1.3	1	B	PASS/----	1.3	1,[44]	B	PASS/----	1.3	1,[44]
	Low Temperature \ High Voltage	B	PASS/----	1.3	1	B	PASS/----	1.3	1	B	PASS/----	1.3	1,[44]	B	PASS/----	1.3	1,[44]
	High Temperature \ Low Voltage	B	PASS/----	1.3	1,2	B	PASS/----	1.3	1	B	PASS/----	1.3	1,[44]	B	PASS/----	1.3	1,[44]
	High Temperature \ High Voltage	B	PASS/----	1.3	1,2	B	PASS/----	1.3	1	B	PASS/----	1.3	1,[44]	B	PASS/----	1.3	1,[44]
	Vibration X-Axis	B	PASS/----	1.3	1	B	PASS/----	1.3	1	B	PASS/----	1.3	1,[44]	B	PASS/----	1.3	1,[44]
	Vibration Y-Axis	B	PASS/----	1.3	1	B	PASS/----	1.3	1	B	PASS/----	1.3	1,[44]	B	PASS/----	1.3	1,[44]
	Vibration Z-Axis	B	PASS/----	1.3	1	B	PASS/----	1.3	1	B	PASS/----	1.3	1,[44]	B	PASS/----	1.3	1,[44]

Test Results of Wavecom Q24 Plus HR codec

TS 51.010-1 or TS TS 51.010-4 Requirement		GCF-CC (V.3.23.1) for R97/98				GCF-CC (V.3.23.1) for R97/98				NAPRD.03 (V.3.8.1) for R97/98				NAPRD.03 (V.3.8.1) for R97/98			
Test		GSM 900				GSM 1800				GSM 850				GSM 1900			
Test Case	Description	Cat	Verdict	Loc	Notes	Cat	Verdict	Loc	Notes	Cat	Verdict	Loc	Notes	Cat	Verdict	Loc	Notes
13.16.2.4.1	Transmitter output power in GPRS multislot configuration- MS with permanent antenna connector	---	----	---	---	---	----	---	---	---	----	---	---	---	----	---	---
	Normal Temperature \ Normal Voltage	B	PASS/----	1.3	6,[9],[14],[21]	B	PASS/----	1.3	6,[9],[14],[21]	B	PASS/----	1.3	6,[30],[43],[44]	B	PASS/----	1.3	6,[30],[43],[44]
	Low Temperature \ Low Voltage	B	PASS/----	1.3	6,[9],[14],[21]	B	PASS/----	1.3	6,[9],[14],[21]	B	PASS/----	1.3	6,[30],[43],[44]	B	PASS/----	1.3	6,[30],[43],[44]
	Low Temperature \ High Voltage	B	PASS/----	1.3	6,[9],[14],[21]	B	PASS/----	1.3	6,[9],[14],[21]	B	PASS/----	1.3	6,[30],[43],[44]	B	PASS/----	1.3	6,[30],[43],[44]
	High Temperature \ Low Voltage	B	PASS/----	1.3	6,[9],[14],[21]	B	PASS/----	1.3	6,[9],[14],[21]	B	PASS/----	1.3	6,[30],[43],[44]	B	PASS/----	1.3	6,[30],[43],[44]
	High Temperature \ High Voltage	B	PASS/----	1.3	6,[9],[14],[21]	B	PASS/----	1.3	6,[9],[14],[21]	B	PASS/----	1.3	6,[30],[43],[44]	B	PASS/----	1.3	6,[30],[43],[44]
13.16.3	Output RF spectrum in GPRS multislot configuration	---	----	---	---	---	----	---	---	---	----	---	---	---	----	---	---
	Normal Temperature \ Normal Voltage	B	PASS/----	1.3	1	B	PASS/----	1.3	1	B	PASS/----	1.3	2,[32],[44]	B	PASS/----	1.3	1,[44]
	Low Temperature \ Low Voltage	B	PASS/----	1.3	1	B	PASS/----	1.3	1	B	PASS/----	1.3	1,[32],[44]	B	PASS/----	1.3	1,[44]
	Low Temperature \ High Voltage	B	PASS/----	1.3	1	B	PASS/----	1.3	1	B	PASS/----	1.3	1,[32],[44]	B	PASS/----	1.3	1,[44]
	High Temperature \ Low Voltage	B	PASS/----	1.3	1	B	PASS/----	1.3	1	B	PASS/----	1.3	1,[32],[44]	B	PASS/----	1.3	1,[44]
	High Temperature \ High Voltage	B	PASS/----	1.3	1	B	PASS/----	1.3	1	B	PASS/----	1.3	1,[32],[44]	B	PASS/----	1.3	1,[44]
14.1.1.1	Bad frame indication - TCH/FS - Random RF input	A	PASS	1.3	1	A	PASS	1.3	1	A	PASS	1.3	1	A	PASS	1.3	2
14.1.1.2	Bad frame indication - TCH/FS - Frequency hopping and downlink DTX	A	PASS	1.3	1	A	PASS	1.3	1	A	PASS	1.3	1	A	PASS	1.3	1
14.1.2.1	Bad frame indication - TCH/HS - Random RF input	A	N/A	---	---	A	N/A	---	---	---	-----	---	---	---	-----	---	---
14.1.2.2	Bad frame indication - TCH/HS - Frequency hopping and downlink DTX	A	N/A	---	---	A	N/A	---	---	---	-----	---	---	---	-----	---	---
14.1.5.1	Bad frame indication - TCH/AFS (Speech frame) - Random RF input	A	N/A	---	---	A	N/A	---	---	A	N/A	---	---	A	N/A	---	---
14.1.6.1	Bad frame indication - TCH/AHS - Random RF input	A	N/A	---	---	A	N/A	---	---	A	N/A	---	---	A	N/A	---	---

Test Results of Wavecom Q24 Plus HR codec

TS 51.010-1 or TS 51.010-4 Requirement		GCF-CC (V.3.23.1) for R97/98				GCF-CC (V.3.23.1) for R97/98				NAPRD.03 (V.3.8.1) for R97/98				NAPRD.03 (V.3.8.1) for R97/98			
		GSM 900				GSM 1800				GSM 850				GSM 1900			
Test Case	Test Description	Cat	Verdict	Loc	Notes	Cat	Verdict	Loc	Notes	Cat	Verdict	Loc	Notes	Cat	Verdict	Loc	Notes
14.2.1	Reference Sensivity - TCH/FS	---	----	---	---	---	----	---	---	---	----	---	---	---	----	---	---
	Normal Temperature \ Normal Voltage	A	PASS	1.3	1	A	PASS	1.3	1	A	PASS	1.3	1	A	PASS	1.3	1
	Low Temperature \ Low Voltage	A	PASS	1.3	1	A	PASS	1.3	1	A	PASS	1.3	1	A	PASS	1.3	1
	Low Temperature \ High Voltage	A	PASS	1.3	1	A	PASS	1.3	1	A	PASS	1.3	1	A	PASS	1.3	1
	High Temperature \ Low Voltage	A	PASS	1.3	1	A	PASS	1.3	1	A	PASS	1.3	1	A	PASS	1.3	1
	High Temperature \ High Voltage	A	PASS	1.3	1	A	PASS	1.3	1	A	PASS	1.3	1	A	PASS	1.3	1
14.2.2	Reference Sensivity - TCH/HS (Speech frames)	A	N/A	---	---	A	N/A	---	---	---	-----	---	---	---	-----	---	---
14.2.3	Reference Sensivity - FACCH/F	A	PASS	1.3	1	A	PASS	1.3	1	A	PASS	1.3	1	A	PASS	1.3	1
14.2.4	Reference Sensivity - FACCH/H	B	N/A	---	---	B	N/A	---	---	B	N/A	---	---	B	N/A	---	---
14.2.10	Reference sensitivity - TCH/AFS	A	N/A	---	---	A	N/A	---	---	A	N/A	---	---	A	N/A	---	---
14.2.18	Reference sensitivity - TCH/AHS	A	N/A	---	---	A	N/A	---	---	A	N/A	---	---	A	N/A	---	---
14.3	Usable receiver input level range	---	----	---	---	---	----	---	---	---	----	---	---	---	----	---	---
	Normal Temperature \ Normal Voltage	A	PASS	1.3	1	A	PASS	1.3	1	A	PASS	1.3	1	A	PASS	1.3	1
	Low Temperature \ Low Voltage	A	PASS	1.3	1	A	PASS	1.3	1	A	PASS	1.3	1	A	PASS	1.3	1
	Low Temperature \ High Voltage	A	PASS	1.3	1	A	PASS	1.3	1	A	PASS	1.3	1	A	PASS	1.3	1
	High Temperature \ Low Voltage	A	PASS	1.3	1	A	PASS	1.3	1	A	PASS	1.3	1	A	PASS	1.3	1
	High Temperature \ High Voltage	A	PASS	1.3	1	A	PASS	1.3	1	A	PASS	1.3	1	A	PASS	1.3	1
14.4.1	Co-channel rejection - TCH/FS	A	PASS	1.3	1	A	PASS	1.3	1	A	PASS	1.3	1,2,[38]	A	PASS	1.3	1,[38]

Partial GSM Test Report No. 504/06T04

Annex E: Detailed Test Results

Date of Report: 2006-11-02

V4.01 2005-11-07

Test Results of Wavecom Q24 Plus HR codec

TS 51.010-1 or TS 51.010-4 Requirement		GCF-CC (V.3.23.1) for R97/98 GSM 900				GCF-CC (V.3.23.1) for R97/98 GSM 1800				NAPRD.03 (V.3.8.1) for R97/98 GSM 850				NAPRD.03 (V.3.8.1) for R97/98 GSM 1900			
Test Case	Test Description	Cat	Verdict	Loc	Notes	Cat	Verdict	Loc	Notes	Cat	Verdict	Loc	Notes	Cat	Verdict	Loc	Notes
14.4.4	Co-channel rejection - FACCH/F	A	PASS	1.3	1	A	PASS	1.3	1	A	PASS	1.3	1	A	PASS	1.3	1
14.4.5	Co-channel rejection - FACCH/H	B	N/A	---	---	B	N/A	---	---	B	N/A	---	---	B	N/A	---	---
14.4.7	Receiver performance in the case of frequency hopping and co-channel interference on one carrier	A	PASS	1.3	1	A	PASS	1.3	1	---	-----	---	---	---	-----	---	---
14.4.8	Co-channel rejection - TCH/AFS	A	N/A	---	---	A	N/A	---	---	A	N/A	---	---	A	N/A	---	---
14.4.16	Co-channel rejection - TCH/AHS	A	N/A	---	---	A	N/A	---	---	A	N/A	---	---	A	N/A	---	---
14.5.1.1	Adjacent channel rejection - speech channel - TCH/FS	---	-----	---	---	---	-----	---	---	---	-----	---	---	---	-----	---	---
	Normal Temperature \ Normal Voltage	A	PASS	1.3	1	A	PASS	1.3	1	A	PASS	1.3	1	A	PASS	1.3	1
	Low Temperature \ Low Voltage	A	PASS	1.3	1	A	PASS	1.3	1	A	PASS	1.3	1	A	PASS	1.3	1
	Low Temperature \ High Voltage	A	PASS	1.3	1	A	PASS	1.3	1	A	PASS	1.3	1	A	PASS	1.3	1
	High Temperature \ Low Voltage	A	PASS	1.3	1	A	PASS	1.3	1	A	PASS	1.3	1	A	PASS	1.3	1
	High Temperature \ High Voltage	A	PASS	1.3	1	A	PASS	1.3	1	A	PASS	1.3	1	A	PASS	1.3	1
14.5.1.2	Adjacent channel rejection - speech channels - TCH/AFS	A	N/A	---	---	A	N/A	---	---	A	N/A	---	---	A	N/A	---	---
14.5.1.3	Adjacent channel rejection - speech channels - TCH/AHS	A	N/A	---	---	A	N/A	---	---	A	N/A	---	---	A	N/A	---	---

Test Results of Wavecom Q24 Plus HR codec

TS 51.010-1 or TS 51.010-4 Requirement		GCF-CC (V.3.23.1) for R97/98				GCF-CC (V.3.23.1) for R97/98				NAPRD.03 (V.3.8.1) for R97/98				NAPRD.03 (V.3.8.1) for R97/98			
		GSM 900				GSM 1800				GSM 850				GSM 1900			
Test Case	Test Description	Cat	Verdict	Loc	Notes	Cat	Verdict	Loc	Notes	Cat	Verdict	Loc	Notes	Cat	Verdict	Loc	Notes
14.5.2	Adjacent channel rejection - control channel	---	----	---	---	---	----	---	---	---	----	---	---	---	----	---	---
	Normal Temperature \ Normal Voltage	A	N/A	---	---	A	N/A	---	---	A	N/A	---	---	A	N/A	---	---
	Low Temperature \ Low Voltage	A	N/A	---	---	A	N/A	---	---	A	N/A	---	---	A	N/A	---	---
	Low Temperature \ High Voltage	A	N/A	---	---	A	N/A	---	---	A	N/A	---	---	A	N/A	---	---
	High Temperature \ Low Voltage	A	N/A	---	---	A	N/A	---	---	A	N/A	---	---	A	N/A	---	---
	High Temperature \ High Voltage	A	N/A	---	---	A	N/A	---	---	A	N/A	---	---	A	N/A	---	---
14.6.1	Intermodulation rejection - speech channels	---	----	---	---	---	----	---	---	---	----	---	---	---	----	---	---
	Normal Temperature \ Normal Voltage	A	PASS	1.3	1	A	PASS	1.3	1	A	PASS	1.3	1	A	PASS	1.3	1
	Low Temperature \ Low Voltage	A	PASS	1.3	1	A	PASS	1.3	1	A	PASS	1.3	1	A	PASS	1.3	1
	Low Temperature \ High Voltage	A	PASS	1.3	1	A	PASS	1.3	1	A	PASS	1.3	1	A	PASS	1.3	1
	High Temperature \ Low Voltage	A	PASS	1.3	1	A	PASS	1.3	1	A	PASS	1.3	1	A	PASS	1.3	1
	High Temperature \ High Voltage	A	PASS	1.3	1	A	PASS	1.3	1	A	PASS	1.3	1	A	PASS	1.3	1
14.6.2	Intermodulation rejection - control channels	---	----	---	---	---	----	---	---	---	----	---	---	---	----	---	---
	Normal Temperature \ Normal Voltage	A	N/A	---	---	A	N/A	---	---	A	N/A	---	---	A	N/A	---	---
	Low Temperature \ Low Voltage	A	N/A	---	---	A	N/A	---	---	A	N/A	---	---	A	N/A	---	---
	Low Temperature \ High Voltage	A	N/A	---	---	A	N/A	---	---	A	N/A	---	---	A	N/A	---	---
	High Temperature \ Low Voltage	A	N/A	---	---	A	N/A	---	---	A	N/A	---	---	A	N/A	---	---
	High Temperature \ High Voltage	A	N/A	---	---	A	N/A	---	---	A	N/A	---	---	A	N/A	---	---



Test Results of Wavecom Q24 Plus HR codec

TS 51.010-1 or TS 51.010-4 Requirement		GCF-CC (V.3.23.1) for R97/98				GCF-CC (V.3.23.1) for R97/98				NAPRD.03 (V.3.8.1) for R97/98				NAPRD.03 (V.3.8.1) for R97/98		
Test		GSM 900				GSM 1800				GSM 850				GSM 1900		
Test Case	Description	Cat	Verdict	Loc	Notes	Cat	Verdict	Loc	Notes	Cat	Verdict	Loc	Notes	Cat	Verdict	Loc
14.7.1	Blocking and spurious response - speech channels	A	PASS	1.3	1	A	PASS	1.3	1	A	PASS	1.3	1	A	PASS	1.3
14.8.1	AM suppression - speech channels	A	PASS	1.3	1	A	PASS	1.3	1	A	PASS	1.3	1	A	PASS	1.3
14.8.2	AM suppression - control channels	A	N/A	---	---	A	N/A	---	---	N	N/A	---	---	A	N/A	---
14.16.1	Minimum Input Level for Reference Performance	---	---	---	---	---	---	---	---	---	---	---	---	---	---	---
	Normal Temperature \ Normal Voltage	B	PASS/---	1.3	1,[10],[11],[23],[24],[25],[28]	B	PASS/---	1.3	1,[10],[11],[23],[24],[25],[28]	B	PASS/---	1.3	1,[34],[35],[36],[37]	B	PASS/---	1.3
	Low Temperature \ Low Voltage	B	PASS/---	1.3	1,[10],[11],[23],[24],[25],[28]	B	PASS/---	1.3	1,[10],[11],[23],[24],[25],[28]	B	PASS/---	1.3	1,[34],[35],[36],[37]	B	PASS/---	1.3
	Low Temperature \ High Voltage	B	PASS/---	1.3	1,[10],[11],[23],[24],[25],[28]	B	PASS/---	1.3	1,[10],[11],[23],[24],[25],[28]	B	PASS/---	1.3	1,[34],[35],[36],[37]	B	PASS/---	1.3
	High Temperature \ Low Voltage	B	PASS/---	1.3	2,3,[10],[11],[23],[24],[25],[28]	B	PASS/---	1.3	2,[10],[11],[23],[24],[25],[28]	B	PASS/---	1.3	1,[34],[35],[36],[37]	B	PASS/---	1.3
	High Temperature \ High Voltage	B	PASS/---	1.3	2,3,[10],[11],[23],[24],[25],[28]	B	PASS/---	1.3	2,[10],[11],[23],[24],[25],[28]	B	PASS/---	1.3	1,[34],[35],[36],[37]	B	PASS/---	1.3
14.16.2.1	Co-channel rejection for packet channels	B	PASS/---	1.3	1,[12],[26]	B	PASS/---	1.3	1,[12],[26]	B	PASS/---	1.3	1,[38],[39]	A	PASS	1.3
15	Timing advance and absolute delay	A	PASS	1.3	1	A	PASS	1.3	1	N	---	---	---	A	PASS	1.3
16	Reception time tracking speed	A	PASS	1.3	1	A	PASS	1.3	1	A	PASS	1.3	1	A	PASS	1.3
17.1	Access times during handover, Intra cell channel change	A	PASS	1.3	1	A	PASS	1.3	1	N	---	---	---	A	PASS	1.3
17.2	Access times during handover, Inter cell handover	A	PASS	1.3	1	A	PASS	1.3	1	N	---	---	---	A	PASS	1.3
18.1	Temporary reception gaps, single slot	A	PASS	1.3	1,[22]	A	PASS	1.3	1,[22]	N	---	---	---	A	PASS	1.3
19.1	Channel release after unrecoverable errors -1	A	PASS	1.3	1	A	PASS	1.3	1	A	PASS	1.3	3	A	PASS	1.3
19.2	Channel release after unrecoverable errors -2	A	PASS	1.3	1	A	PASS	1.3	1	A	PASS	1.3	3	A	PASS	1.3
19.3	Channel release after unrecoverable errors -3	A	PASS	1.3	1	A	PASS	1.3	1	A	PASS	1.3	3	A	PASS	1.3

Partial GSM Test Report No. 504/06T04

Annex E: Detailed Test Results

Date of Report: 2006-11-02

V4.01 2005-11-07

Page 15 of 31

Test Results of Wavecom Q24 Plus HR codec

TS 51.010-1 or TS 51.010-4 Requirement		GCF-CC (V.3.23.1) for R97/98 GSM 900				GCF-CC (V.3.23.1) for R97/98 GSM 1800				NAPRD.03 (V.3.8.1) for R97/98 GSM 850				NAPRD.03 (V.3.8.1) for R97/98 GSM 1900			
Test Case	Test Description	Cat	Verdict	Loc	Notes	Cat	Verdict	Loc	Notes	Cat	Verdict	Loc	Notes	Cat	Verdict	Loc	Notes
20.1	Cell selection	A	PASS	1.3	1	A	PASS	1.3	1	A	PASS	1.1	3	A	PASS	1.3	1,2
20.2	Cell selection with varying signal strength values	A	PASS	1.3	1	A	PASS	1.3	1	A	PASS	1.3	1	A	PASS	1.3	1
20.3	Basic cell reselection	A	PASS	1.3	1	A	PASS	1.3	1	N	-----	---	---	A	PASS	1.3	1
20.4	Cell reselection using TEMPORARY_OFFSET, CELL_RESELECT_OFFSET, POWER_OFFSET and PENALTY_TIME parameters	A	PASS	1.3	1	A	PASS	1.3	1	A	PASS	1.3	1	A	PASS	1.3	1
20.5	Cell reselection using parameters transmitted in the System Information type 2bis, type 7 and type 8 messages	A	PASS	1.3	1	A	PASS	1.3	1	N	-----	---	---	A	PASS	1.3	1
20.6	Cell reselection timings	A	PASS	1.3	1	A	PASS	1.3	1	A	PASS	1.3	1	A	PASS	1.3	1
20.7	Priority of cells	A	PASS	1.3	1	A	PASS	1.3	1	N	-----	---	---	A	PASS	1.3	3,[8]
20.8	Cell reselection when C1 (serving cell) < 0 for 5 seconds	A	PASS	1.3	1	A	PASS	1.3	1	A	PASS	1.3	1	A	PASS	1.3	1
20.9	Running average of the surrounding cell BCCH carrier signal levels	A	PASS	1.3	1	A	PASS	1.3	1	A	PASS	1.3	1	A	PASS	1.3	1
20.10	Running average of the serving cell BCCH carrier signal level	A	PASS	1.3	1	A	PASS	1.3	1	A	PASS	1.3	1	A	PASS	1.3	1
20.11	Updating the list of six strongest neighbour carriers and decoding the BCCH information of a new carrier on the list	A	PASS	1.3	1	A	PASS	1.3	1	N	-----	---	---	A	PASS	1.3	1
20.12	Decoding the BCCH information of the neighbour carriers on the list of six strongest neighbour carriers	A	PASS	1.3	1	A	PASS	1.3	1	A	PASS	1.3	1	A	PASS	1.3	1
20.13	Decoding the BSIC of the neighbour carriers on the list of six strongest neighbour carriers	A	PASS	1.3	1	A	PASS	1.3	1	A	PASS	1.3	1	A	PASS	1.3	1
20.14	Emergency Calls	A	PASS	1.3	1	A	PASS	1.3	1	---	-----	---	---	---	-----	---	---
20.15	Cell reselection due to MS rejection	A	PASS	1.3	1	A	PASS	1.3	1	A	PASS	1.3	1	A	PASS	1.3	1
20.16	Downlink signalling failure	A	PASS	1.3	1	A	PASS	1.3	1	A	PASS	1.3	1	A	PASS	1.3	1
20.17	Cell selection if no suitable cell found in 10 s	A	PASS	1.3	1	A	PASS	1.3	1	A	PASS	1.3	1	A	PASS	1.3	1
20.19	Cell selection on release of SDCCCH and TCH	A	PASS	1.3	1	A	PASS	1.3	1	A	PASS	1.3	1	A	PASS	1.3	1

Partial GSM Test Report No. 504/06T04

Annex E: Detailed Test Results

Date of Report: 2006-11-02

V4.01 2005-11-07

Page 16 of 31

Test Results of Wavecom Q24 Plus HR codec

TS 51.010-1 or TS TS 51.010-4 Requirement		GCF-CC (V.3.23.1) for R97/98				GCF-CC (V.3.23.1) for R97/98				NAPRD.03 (V.3.8.1) for R97/98				NAPRD.03 (V.3.8.1) for R97/98			
		GSM 900				GSM 1800				GSM 850				GSM 1900			
		Test Case	Test Description	Cat	Verdict	Loc	Notes	Cat	Verdict	Loc	Notes	Cat	Verdict	Loc	Notes	Cat	Verdict
20.20.1	Multiband cell selection and reselection / Cell selection	A	PASS	1.3	1,A	A	PASS	1.3	1,A	---	-----	---	---	---	-----	---	---
20.20.2	Multiband cell selection and reselection / Cell reselection	A	PASS	1.3	1,A	A	PASS	1.3	1,A	---	-----	---	---	---	-----	---	---
20.22.1	Cell Selection	A	PASS	1.3	1	A	PASS	1.3	3	A	PASS	1.3	2	A	PASS	1.3	3
20.22.2	Cell Selection in Packet Idle mode	A	PASS	1.3	3	A	PASS	1.3	3	A	PASS	1.3	3	A	PASS	1.3	2
20.22.3	Priority of cells	A	PASS	1.3	3	A	PASS	1.3	3	A	PASS	1.3	2	A	PASS	1.3	2
20.22.4	Cell re-selection with cells in different routing areas	A	PASS	1.3	3	A	PASS	1.3	3	A	PASS	1.3	3	A	PASS	1.3	2
20.22.6	Cell re-selection timings	A	PASS	1.3	3	A	PASS	1.3	3	A	PASS	1.3	3	A	PASS	1.3	3
20.22.7	Downlink signalling failure	A	PASS	1.3	3	A	PASS	1.3	3	A	PASS	1.3	3	A	PASS	1.3	3
20.22.8	Cell selection when the best cell does not support GPRS	A	GSM 1900	---	---	A	GSM 1900	---	---	N	-----	---	---	A	PASS	1.3	2
20.22.13	Cell Reselection based on C32 quality	A	PASS	1.3	3	A	PASS	1.3	3	A	PASS	1.3	3	A	PASS	1.3	3
20.22.16	Cell Reselection/ ready state/ Reselection and Cell update procedure	A	PASS	1.3	3	A	PASS	1.3	3	A	PASS	1.3	3	A	PASS	1.3	3
20.22.17	C2 reselection in another RA - no cell reselection	A	PASS	1.3	3	A	PASS	1.3	3	A	PASS	1.3	3	A	PASS	1.3	3
20.22.18	C2 reselection in another Routing Area - Routing Area Update	A	PASS	1.3	3	A	PASS	1.3	3	A	PASS	1.3	3	A	PASS	1.3	3
20.22.19	Borders between routing areas - reselection of a GPRS cell in a homogenous network	A	PASS	1.3	3	A	PASS	1.3	3	A	PASS	1.3	3	A	PASS	1.3	3
20.22.26	Cell Reselection based on C32 quality / Cell Reselection on CCCH - PBCCCH not supported	---	-----	---	---	---	-----	---	---	A	PASS	1.3	3	A	PASS	1.3	3

Partial GSM Test Report No. 504/06T04

Annex E: Detailed Test Results

Date of Report: 2006-11-02

V4.01 2005-11-07

Test Results of Wavecom Q24 Plus HR codec

TS 51.010-1 or TS 51.010-4 Requirement		GCF-CC (V.3.23.1) for R97/98				GCF-CC (V.3.23.1) for R97/98				NAPRD.03 (V.3.8.1) for R97/98				NAPRD.03 (V.3.8.1) for R97/98			
		GSM 900				GSM 1800				GSM 850				GSM 1900			
Test Case	Test Description	Cat	Verdict	Loc	Notes	Cat	Verdict	Loc	Notes	Cat	Verdict	Loc	Notes	Cat	Verdict	Loc	Notes
21.1	Received signal measurements - Signal strength - singleband procedure	---	----	---	---	---	----	---	---	---	----	---	---	---	----	---	---
	Normal Temperature \ Normal Voltage	A	PASS	1.3	1	A	PASS	1.3	1	N	-----	---	---	A	PASS	1.3	1
	Low Temperature \ Low Voltage	A	PASS	1.3	1	A	PASS	1.3	1	N	-----	---	---	A	PASS	1.3	1
	Low Temperature \ High Voltage	A	PASS	1.3	1	A	PASS	1.3	1	N	-----	---	---	A	PASS	1.3	1
	High Temperature \ Low Voltage	A	PASS	1.3	1	A	PASS	1.3	1	N	-----	---	---	A	PASS	1.3	1
	High Temperature \ High Voltage	A	PASS	1.3	1	A	PASS	1.3	1	N	-----	---	---	A	PASS	1.3	1
21.1 (Multiband)	Received signal measurements - Signal strength - multiband procedure	---	----	---	---	---	----	---	---	---	----	---	---	---	----	---	---
	Normal Temperature \ Normal Voltage	A	PASS	1.3	1,A	A	PASS	1.3	1,A	P	-----	---	---	P	-----	---	---
	Low Temperature \ Low Voltage	A	PASS	1.3	1,A	A	PASS	1.3	1,A	P	-----	---	---	P	-----	---	---
	Low Temperature \ High Voltage	A	PASS	1.3	1,A	A	PASS	1.3	1,A	P	-----	---	---	P	-----	---	---
	High Temperature \ Low Voltage	A	PASS	1.3	1,A	A	PASS	1.3	1,A	P	-----	---	---	P	-----	---	---
	High Temperature \ High Voltage	A	PASS	1.3	1,A	A	PASS	1.3	1,A	P	-----	---	---	P	-----	---	---
21.2	Signal strength selectivity	A	PASS	1.3	1	A	PASS	1.3	1	A	PASS	1.3	1	A	PASS	1.3	1
21.3.1	Signal quality under static conditions - TCH/FS	A	PASS	1.3	1,[13],[18]	A	PASS	1.3	1	A	PASS	1.3	1,[38]	A	PASS	1.3	1,[38]
21.3.2	Signal quality under static conditions - TCH/HS	A	N/A	---	---	A	N/A	---	---	---	-----	---	---	---	-----	---	---
21.4.1	Signal quality under TUhigh propagation conditions	A	PASS	1.3	1,[19]	A	PASS	1.3	1,[19]	A	NO	---	---	A	NO	---	---
22.1	Transmit power control timing and confirmation	A	PASS	1.3	1	A	PASS	1.3	1	N	-----	---	---	A	PASS	1.3	1
22.4	GPRS Uplink Power Control - Independence of TS Power Control	B	PASS/----	1.3	1,[15],[16]	B	PASS/----	1.3	1,[15],[16]	B	PASS/----	1.3	1,[45]	B	PASS/----	1.3	1,[45]

Test Results of Wavecom Q24 Plus HR codec

TS 51.010-1 or TS 51.010-4 Requirement		GCF-CC (V.3.23.1) for R97/98				GCF-CC (V.3.23.1) for R97/98				NAPRD.03 (V.3.8.1) for R97/98				NAPRD.03 (V.3.8.1) for R97/98			
		GSM 900				GSM 1800				GSM 850				GSM 1900			
Test Case	Test Description	Cat	Verdict	Loc	Notes	Cat	Verdict	Loc	Notes	Cat	Verdict	Loc	Notes	Cat	Verdict	Loc	Notes
26.6.1.1	Immediate assignment / SDCCCH or TCH assignment	A	PASS	1.3	3	A	PASS	1.3	3	A	NO	---	---	A	NO	---	---
26.6.1.2	Immediate assignment / extended assignment	A	PASS	1.3	3	A	PASS	1.3	3	A	NO	---	---	A	NO	---	---
26.6.1.3	Immediate assignment / assignment rejection	A	PASS	1.3	3	A	PASS	1.3	3	A	NO	---	---	A	NO	---	---
26.6.1.4	Immediate assignment / ignore assignment	A	PASS	1.3	3	A	PASS	1.3	3	A	NO	---	---	A	NO	---	---
26.6.3.1	Test of measurement report, Measurement / no neighbours	A	PASS	1.3	1	A	PASS	1.3	1	N	-----	---	---	A	NO	---	---
26.6.3.2	Test of measurement report, Measurement / all neighbours present	A	PASS	1.3	1	A	PASS	1.3	1	N	-----	---	---	A	NO	---	---
26.6.3.3	Test of measurement report, Measurement / barred cells and non-permitted NCCs	A	PASS	1.3	1	A	PASS	1.3	1	N	-----	---	---	A	NO	---	---
26.6.3.4	Test of measurement report, Measurement / DTX	A	PASS	1.3	1	A	PASS	1.3	1	N	-----	---	---	A	NO	---	---
26.6.3.6	Measurement / Multiband environment	A	PASS	1.3	1	A	GSM 900	---	---	---	-----	---	---	---	-----	---	---
26.6.4.1	Dedicated assignment / successful case	A	PASS	1.3	1,[20]	A	PASS	1.3	1,[20]	N	-----	---	---	A	NO	---	---
26.6.4.2.2	Dedicated assignment / failure / general case	A	PASS	1.3	3	A	PASS	1.3	3	A	NO	---	---	A	NO	---	---
26.6.5.1-2	Handover / successful / active call / non-synchronized / M = 2	A	PASS	1.3	1	A	PASS	1.3	1	A	NO	---	---	A	NO	---	---
26.6.5.1-3	Handover / successful / active call / non-synchronized / M = 3	A	PASS	1.3	1	A	PASS	1.3	1	A	NO	---	---	A	NO	---	---
26.6.5.1-4	Handover / successful / active call / non-synchronized / M = 4	A	N/A	---	---	A	N/A	---	---	N	-----	---	---	N	-----	---	---
26.6.5.1-5	Handover / successful / active call / non-synchronized / M = 5	A	N/A	---	---	A	N/A	---	---	N	-----	---	---	N	-----	---	---
26.6.5.1-6	Handover / successful / active call / non-synchronized / M = 6	A	N/A	---	---	A	N/A	---	---	N	-----	---	---	N	-----	---	---
26.6.5.1-7	Handover / successful / active call / non-synchronized / M = 7	A	N/A	---	---	A	N/A	---	---	N	-----	---	---	N	-----	---	---
26.6.5.1-8	Handover / successful / active call / non-synchronized / M = 8	A	N/A	---	---	A	N/A	---	---	N	-----	---	---	N	-----	---	---

Test Results of Wavecom Q24 Plus HR codec

TS 51.010-1 or TS 51.010-4 Requirement		GCF-CC (V.3.23.1) for R97/98 GSM 900				GCF-CC (V.3.23.1) for R97/98 GSM 1800				NAPRD.03 (V.3.8.1) for R97/98 GSM 850				NAPRD.03 (V.3.8.1) for R97/98 GSM 1900			
Test Case	Test Description	Cat	Verdict	Loc	Notes	Cat	Verdict	Loc	Notes	Cat	Verdict	Loc	Notes	Cat	Verdict	Loc	Notes
26.6.5.2-1	Handover/successful/call under establishment/non-synchronized/M = 1	A	PASS	1.3	1	A	PASS	1.3	1	N	-----	---	---	A	NO	---	---
26.6.5.2-2	Handover/successful/call under establishment/non-synchronized/M = 2	A	N/A	---	---	A	N/A	---	---	N	-----	---	---	N	-----	---	---
26.6.5.2-3	Handover/successful/call under establishment/non-synchronized/M = 3	A	PASS	1.3	1	A	PASS	1.3	1	N	-----	---	---	A	NO	---	---
26.6.5.2-4	Handover/successful/call under establishment/non-synchronized/M = 4	A	PASS	1.3	1	A	PASS	1.3	1	N	-----	---	---	A	NO	---	---
26.6.5.2-5	Handover/successful/call under establishment/non-synchronized/M = 5	A	N/A	---	---	A	N/A	---	---	N	-----	---	---	N	-----	---	---
26.6.5.2-6	Handover/successful/call under establishment/non-synchronized/M = 6	A	N/A	---	---	A	N/A	---	---	N	-----	---	---	N	-----	---	---
26.6.5.2-7	Handover/successful/call under establishment/non-synchronized/M = 7	A	PASS	1.3	1	A	PASS	1.3	1	N	-----	---	---	A	NO	---	---
26.6.5.2-8	Handover/successful/call under establishment/non-synchronized/M = 8	A	PASS	1.3	1	A	PASS	1.3	1	N	-----	---	---	A	NO	---	---
26.6.5.2-9	Handover/successful/call under establishment/non-synchronized/M = 9	A	PASS	1.3	1	A	PASS	1.3	1	N	-----	---	---	A	NO	---	---
26.6.5.2-10	Handover/successful/call under establishment/non-synchronized/M = 10	A	N/A	---	---	A	N/A	---	---	N	-----	---	---	N	-----	---	---
26.6.5.3-1	Handover / successful / active call / finely-synchronized / M = 1	A	PASS	1.3	1	A	PASS	1.3	1	A	NO	---	---	A	NO	---	---
26.6.5.3-2	Handover / successful / active call / finely-synchronized / M = 2	A	N/A	---	---	A	N/A	---	---	N	-----	---	---	N	-----	---	---
26.6.5.4-1	Handover/successful/call under establishment/finely-synchronized/M = 1	A	PASS	1.3	1	A	PASS	1.3	1	N	-----	---	---	A	NO	---	---
26.6.5.4-2	Handover/successful/call under establishment/finely-synchronized/M = 2	A	PASS	1.3	1	A	PASS	1.3	1	N	-----	---	---	A	NO	---	---
26.6.5.4-3	Handover/successful/call under establishment/finely-synchronized/M = 3	A	PASS	1.3	1	A	PASS	1.3	1	N	-----	---	---	A	NO	---	---
26.6.5.4-4	Handover/successful/call under establishment/finely-synchronized/M = 4	A	PASS	1.3	1	A	PASS	1.3	1	N	-----	---	---	A	NO	---	---
26.6.5.6	Handover / successful / active call / pseudo synchronized	A	PASS	1.3	1	A	PASS	1.3	1	A	NO	---	---	A	NO	---	---
26.6.5.7	Handover / successful / active call / non-synchronized / reporting of observed time difference requested	A	PASS	1.3	1	A	PASS	1.3	1	A	NO	---	---	A	NO	---	---

Partial GSM Test Report No. 504/06T04

Annex E: Detailed Test Results

Date of Report: 2006-11-02

V4.01 2005-11-07

Test Results of Wavecom Q24 Plus HR codec

TS 51.010-1 or TS 51.010-4 Requirement		GCF-CC (V.3.23.1) for R97/98				GCF-CC (V.3.23.1) for R97/98				NAPRD.03 (V.3.8.1) for R97/98				NAPRD.03 (V.3.8.1) for R97/98			
Test Description		GSM 900				GSM 1800				GSM 850				GSM 1900			
Test Case	Description	Cat	Verdict	Loc	Notes	Cat	Verdict	Loc	Notes	Cat	Verdict	Loc	Notes	Cat	Verdict	Loc	Notes
26.6.5.8	Handover / layer 3 failure	A	PASS	1.3	1	A	PASS	1.3	1	A	NO	---	---	A	NO	---	---
26.6.5.9	Handover / layer 1 failure	A	PASS	1.3	1	A	PASS	1.3	1	A	NO	---	---	A	NO	---	---
26.6.6.1	Frequency redefinition	A	PASS	1.3	3	A	PASS	1.3	3	A	NO	---	---	A	NO	---	---
26.6.7.1	Test of channel mode modify procedure / full rate	A	PASS	1.3	3	A	PASS	1.3	3	A	NO	---	---	A	NO	---	---
26.6.7.2	Test of the channel mode modify procedure / half rate	A	N/A	---	---	A	N/A	---	---	A	N/A	---	---	A	N/A	---	---
26.6.8.4	Ciphering mode / change of mode, algorithm and key	A	PASS	1.3	1	A	PASS	1.3	1	A	NO	---	---	A	NO	---	---
26.6.8.5	Ciphering mode / IMEISV request	A	GSM 1900	---	---	A	GSM 1900	---	---	N	-----	---	---	A	PASS	1.3	4
26.6.12.1	Channel release / SDCCH	A	PASS	1.3	3	A	PASS	1.3	3	A	NO	---	---	A	NO	---	---
26.6.12.2	Channel release / SDCCH - no L2 ACK	A	PASS	1.3	3	A	PASS	1.3	3	A	NO	---	---	A	NO	---	---
26.6.12.3	Channel release / TCH-F	A	PASS	1.3	3	A	PASS	1.3	3	A	NO	---	---	A	NO	---	---
26.6.13.3	Dedicated assignment with starting time and frequency redefinition / failure case / time not elapsed	A	PASS	1.3	1	A	PASS	1.3	1	A	NO	---	---	A	NO	---	---
26.6.13.6	Handover with starting time / successful case / time elapsed	A	PASS	1.3	1	A	PASS	1.3	1	A	NO	---	---	A	NO	---	---
26.6.13.8	Handover with starting time and frequency redefinition / failure case / time elapsed	A	PASS	1.3	1	A	PASS	1.3	1	N	-----	---	---	A	NO	---	---
26.6.13.9	Immediate assignment with starting time / successful case / time not elapsed	A	PASS	1.3	1	A	PASS	1.3	1	A	NO	---	---	A	NO	---	---
26.6.13.10	Immediate assignment with starting time / successful case / time elapsed	A	PASS	1.3	1	A	PASS	1.3	1	A	NO	---	---	A	NO	---	---
26.7.4.5.4.1	Location updating / periodic HPLMN search / MS waits time T	---	-----	---	---	---	-----	---	---	N	-----	---	---	A	PASS	1.1	3
26.7.4.5.4.2	Location updating / periodic HPLMN search / MS in manual mode	---	-----	---	---	---	-----	---	---	N	-----	---	---	A	PASS	1.1	3
26.7.4.5.4.3	Location updating / periodic HPLMN search / MS waits at least two minutes and at most T minutes	---	-----	---	---	---	-----	---	---	N	-----	---	---	A	PASS	1.1	4

Partial GSM Test Report No. 504/06T04

Annex E: Detailed Test Results

Date of Report: 2006-11-02

V4.01 2005-11-07

Page 21 of 31

Test Results of Wavecom Q24 Plus HR codec

TS 51.010-1 or TS 51.010-4 Requirement		GCF-CC (V.3.23.1) for R97/98 GSM 900				GCF-CC (V.3.23.1) for R97/98 GSM 1800				NAPRD.03 (V.3.8.1) for R97/98 GSM 850				NAPRD.03 (V.3.8.1) for R97/98 GSM 1900			
Test Case	Test Description	Cat	Verdict	Loc	Notes	Cat	Verdict	Loc	Notes	Cat	Verdict	Loc	Notes	Cat	Verdict	Loc	Notes
26.8.1.4.3.1	In-call functions / channel changes / a successful channel change in active state / Handover and Assignment Command	A	PASS	1.3	1	A	PASS	1.3	1	A	PASS	1.3	6	A	NO	---	---
26.8.1.4.3.2	In-call functions / channel changes / an unsuccessful channel change in active mode / Handover and Assignment Command	A	PASS	1.3	1	A	PASS	1.3	1	A	PASS	1.3	6	A	NO	---	---
26.8.2.1	Call Re-establishment / Call Present, re-establishment allowed	A	PASS	1.3	3	A	PASS	1.3	3	A	NO	---	---	A	NO	---	---
26.8.2.2	Call Re-establishment / call present, re-establishment not allowed	A	PASS	1.3	3	A	PASS	1.3	3	A	NO	---	---	A	NO	---	---
26.8.2.3	Call Re-establishment / call under establishment, transmission stopped	A	PASS	1.3	3	A	PASS	1.3	3	A	NO	---	---	A	NO	---	---
26.9.6.1.1	Structured procedures / emergency call / idle updated / preferred channel rate	A	PASS	1.3	3	A	PASS	1.3	3	A	NO	---	---	A	NO	---	---
26.9.6.1.2	Structured procedures / emergency call / idle updated / non-preferred channel rate	A	N/A	---	---	A	N/A	---	---	---	-----	---	---	---	-----	---	---
26.9.6.2.1	Structured procedures / emergency call / idle, no IMSI / accept case	A	PASS	1.3	3	A	PASS	1.3	3	A	NO	---	---	A	NO	---	---
26.9.6.2.2	Structured procedures / emergency call / idle, no IMSI / reject case	A	PASS	1.3	3	A	PASS	1.3	3	A	NO	---	---	A	NO	---	---
26.11.2.1	Multiband signalling / RR / Immediate assignment procedure	A	PASS	1.1	1,3,A	A	PASS	1.1	1,3,A	---	-----	---	---	---	-----	---	---
26.11.2.2.1	Multiband signalling / RR / Handover / Successful / Active Call / Non-Synchronized	A	PASS	1.3	1,A	A	PASS	1.3	1,A	---	-----	---	---	---	-----	---	---
26.11.2.2.2	Multiband signalling / RR / Handover / Layer 1 Failure	A	PASS	1.3	1,A	A	PASS	1.3	1,A	---	-----	---	---	---	-----	---	---
26.11.2.3	Multiband signalling / RR / Measurement Reporting	A	PASS	1.3	1,A	A	PASS	1.3	1,A	---	-----	---	---	---	-----	---	---
26.11.3.1.1	Multiband signalling / MM / Location updating / Accepted	A	PASS	1.3	1,A	A	PASS	1.3	1,A	---	-----	---	---	---	-----	---	---
26.11.3.1.2	Multiband signalling / MM / Location updating / periodic	A	PASS	1.3	3,A	A	PASS	1.3	3,A	---	-----	---	---	---	-----	---	---
26.11.5.1	Multiband signalling / Structured procedures / MS originated call / early assignment	A	PASS	1.3	1,[17],A	A	PASS	1.3	1,[17],A	---	-----	---	---	---	-----	---	---
26.12.1	EFR signalling / test of the channel mode modify procedure	A	PASS	1.3	1	A	PASS	1.3	1	A	NO	---	---	A	NO	---	---
26.12.2.1	EFR signalling/Handover/active call/successful case	A	PASS	1.3	1	A	PASS	1.3	1	P	-----	---	---	A	NO	---	---



Partial GSM Test Report No. 504/06T04

Annex E: Detailed Test Results

Date of Report: 2006-11-02

V4.01 2005-11-07

Page 22 of 31

Test Results of Wavecom Q24 Plus HR codec

TS 51.010-1 or TS 51.010-4 Requirement		GCF-CC (V.3.23.1) for R97/98 GSM 900				GCF-CC (V.3.23.1) for R97/98 GSM 1800				NAPRD.03 (V.3.8.1) for R97/98 GSM 850				NAPRD.03 (V.3.8.1) for R97/98 GSM 1900			
Test Case	Test Description	Cat	Verdict	Loc	Notes	Cat	Verdict	Loc	Notes	Cat	Verdict	Loc	Notes	Cat	Verdict	Loc	Notes
26.12.5	EFR signalling / Structured procedures / emergency call	A	PASS	1.3	1,3	A	PASS	1.3	3	A	NO	---	---	A	NO	---	---
26.13.1.1.1	Multislot signalling / RR / Measurement / symmetric	A	N/A	---	---	A	N/A	---	---	---	---	---	---	---	---	---	---
26.13.1.1.2	Multislot signalling / RR / Measurement / asymmetric	B	N/A	---	---	B	N/A	---	---	---	---	---	---	---	---	---	---
26.13.1.2.1	Multislot signalling / RR / Dedicated assignment / successful case	B	N/A	---	---	B	N/A	---	---	---	---	---	---	---	---	---	---
26.13.1.2.2	Multislot signalling / RR / Dedicated assignment / failure / general case	A	N/A	---	---	A	N/A	---	---	---	---	---	---	---	---	---	---
26.13.1.3.2	Multislot signalling / RR / Handover / successful / call under establishment / non-synchronized / resource upgrading	B	N/A	---	---	B	N/A	---	---	---	---	---	---	---	---	---	---
26.13.1.3.3	Multislot signalling / RR / Handover / successful / active call / finely synchronized / resource downgrading	B	N/A	---	---	B	N/A	---	---	---	---	---	---	---	---	---	---
26.13.1.3.5	Multislot signalling / RR / Handover / successful / call under establishment / pre-synchronized / resource upgrading	B	N/A	---	---	B	N/A	---	---	---	---	---	---	---	---	---	---
26.13.1.4	Multislot signalling / RR / Test of channel mode modify procedure	B	N/A	---	---	B	N/A	---	---	---	---	---	---	---	---	---	---
26.13.3.1	Multislot signalling / Structured procedures / MS originated call / early assignment / HSCSD / non-transparent	B	N/A	---	---	B	N/A	---	---	---	---	---	---	---	---	---	---
26.13.3.2	Multislot signalling / Structured procedures / MS originated call / late assignment / HSCSD / non-transparent	B	N/A	---	---	B	N/A	---	---	---	---	---	---	---	---	---	---
26.13.3.4	Multislot signalling / Structured procedures / MS terminated call / early assignment / HSCSD / non-transparent	B	N/A	---	---	B	N/A	---	---	---	---	---	---	---	---	---	---
26.16.2	AMR Inband Signalling, Uplink Codec Adaptation	A	PASS	1.3	3	A	PASS	1.3	3	A	NO	---	---	A	NO	---	---
26.16.6	AMR Structured procedures / emergency call	A	PASS	1.3	3	A	PASS	1.3	3	A	NO	---	---	A	NO	---	---
26.16.7	AMR Signalling / Directed Retry / Mobile Originated Call	A	PASS	1.3	3	A	PASS	1.3	3	A	NO	---	---	A	NO	---	---
26.16.8	AMR Signalling / Directed Retry / Mobile Terminated Call	A	PASS	1.3	3	A	PASS	1.3	3	A	NO	---	---	A	NO	---	---
26.16.9.1	AMR Configuration Change (normal)	A	PASS	1.3	3	A	PASS	1.3	3	A	NO	---	---	A	NO	---	---
26.16.9.2	AMR Configuration Change (abnormal)	A	PASS	1.3	3	A	PASS	1.3	3	A	NO	---	---	A	NO	---	---

Partial GSM Test Report No. 504/06T04

Annex E: Detailed Test Results

Date of Report: 2006-11-02

V4.01 2005-11-07

Page 23 of 31

Test Results of Wavecom Q24 Plus HR codec

TS 51.010-1 or TS 51.010-4 Requirement		GCF-CC (V.3.23.1) for R97/98				GCF-CC (V.3.23.1) for R97/98				NAPRD.03 (V.3.8.1) for R97/98				NAPRD.03 (V.3.8.1) for R97/98			
		GSM 900		GSM 1800		GSM 850		GSM 1900		GSM 900		GSM 1800		GSM 850		GSM 1900	
Test Case	Test Description	Cat	Verdict	Loc	Notes	Cat	Verdict	Loc	Notes	Cat	Verdict	Loc	Notes	Cat	Verdict	Loc	Notes
26.16.9.3	Codec Mode Phase Change (normal)	A	PASS	1.3	3	A	PASS	1.3	3	A	NO	---	---	A	NO	---	---
26.16.9.4	Codec Mode Phase Change (abnormal)	A	PASS	1.3	3	A	PASS	1.3	3	A	NO	---	---	A	NO	---	---
26.16.9.5	Threshold change (normal)	A	PASS	1.3	3	A	PASS	1.3	3	---	-----	---	---	---	-----	---	---
26.16.9.6	Threshold change (abnormal)	A	PASS	1.3	3	A	PASS	1.3	3	A	NO	---	---	A	NO	---	---
26.16.9.7	Unknown RATSCCH REQ message	A	PASS	1.3	3	A	PASS	1.3	3	A	NO	---	---	A	NO	---	---
26.16.9.8	Ignore subsequent REQ prior to expiry of REQ_Activation counter	A	PASS	1.3	3	A	PASS	1.3	3	A	NO	---	---	A	NO	---	---
26.16.9.9	Initiation of Transaction with ACK_ERR or ACK_UNKNOWN	A	PASS	1.3	3	A	PASS	1.3	3	A	NO	---	---	A	NO	---	---
26.16.9.10	Inversion of the Phase of the CMR/CMI	A	PASS	1.1	3	A	PASS	1.1	3	---	-----	---	---	---	-----	---	---
26.16.9.11	Change of Active Codec Set	A	PASS	1.1	3	A	PASS	1.1	3	A	NO	---	---	A	NO	---	---
26.16.10.1	AMR signalling/ test of the channel mode modify procedure/ full rate	A	PASS	1.3	3	A	PASS	1.3	3	A	NO	---	---	A	NO	---	---
26.16.10.2	AMR signalling/ test of the channel mode modify procedure/ half rate	A	N/A	---	---	A	N/A	---	---	A	NO	---	---	A	NO	---	---
27.2	MS identification by short TMSI	A	NO	---	---	A	NO	---	---	N	-----	---	---	A	PASS	1.3	5
27.11.1.4	Error handling during the transmission from the ME to the SIM Simulator	A	NO	---	---	A	NO	---	---	N	-----	---	---	A	PASS	1.3	6
27.22.4.1.1	DISPLAY TEXT (Normal)	A	NO	---	---	A	NO	---	---	P	-----	---	---	A	PASS	1.3	5
27.22.4.1.2	DISPLAY TEXT (Support of "No response from user")	---	-----	---	---	---	-----	---	---	P	-----	---	---	A	PASS	1.3	5
27.22.4.1.3	DISPLAY TEXT (Display of extension text)	---	-----	---	---	---	-----	---	---	P	-----	---	---	A	PASS	1.3	5
27.22.4.1.4	DISPLAY TEXT (Sustained text)	---	-----	---	---	---	-----	---	---	E	N/A	---	---	A	N/A	---	---
27.22.4.1.5	DISPLAY TEXT (Display of icons)	---	-----	---	---	---	-----	---	---	P	N/A	---	---	A	N/A	---	---

Test Results of Wavecom Q24 Plus HR codec

TS 51.010-1 or TS 51.010-4 Requirement		GCF-CC (V.3.23.1) for R97/98				GCF-CC (V.3.23.1) for R97/98				NAPRD.03 (V.3.8.1) for R97/98				NAPRD.03 (V.3.8.1) for R97/98			
		GSM 900				GSM 1800				GSM 850				GSM 1900			
Test Case	Test Description	Cat	Verdict	Loc	Notes	Cat	Verdict	Loc	Notes	Cat	Verdict	Loc	Notes	Cat	Verdict	Loc	Notes
27.22.4.1.6	DISPLAY TEXT (UCS2 display supported)	---	---	---	---	---	---	---	---	P	---	---	---	A	PASS	1.3	5
27.22.4.2.1	GET INKEY(normal)	A	NO	---	---	A	NO	---	---	P	---	---	---	A	PASS	1.3	5
27.22.4.2.2	GET INKEY (No response from User)	---	---	---	---	---	---	---	---	P	---	---	---	A	PASS	1.3	5
27.22.4.2.3	GET INKEY (UCS2 format display)	---	---	---	---	---	---	---	---	P	---	---	---	A	PASS	1.3	5
27.22.4.2.6	GET INKEY (display of Icon)	---	---	---	---	---	---	---	---	P	N/A	---	---	A	N/A	---	---
27.22.4.2.7	GET INKEY (Help Information)	---	---	---	---	---	---	---	---	P	---	---	---	A	PASS	1.3	6
27.22.4.3.1	GET INPUT (normal)	A	NO	---	---	A	NO	---	---	P	---	---	---	A	PASS	1.3	5
27.22.4.3.2	GET INPUT (No response from User)	---	---	---	---	---	---	---	---	P	---	---	---	A	PASS	1.3	5
27.22.4.3.3	GET INPUT (UCS2 format display)	---	---	---	---	---	---	---	---	P	---	---	---	A	PASS	1.3	5
27.22.4.3.5	GET INPUT (default text)	---	---	---	---	---	---	---	---	P	---	---	---	A	PASS	1.3	5
27.22.4.3.7	GET INPUT (Help Information)	---	---	---	---	---	---	---	---	P	---	---	---	A	PASS	1.3	6
27.22.4.8.1	SET UP MENU (normal) and ENVELOPE MENU SELECTION	A	NO	---	---	A	NO	---	---	P	---	---	---	A	PASS	1.3	5
27.22.4.8.2	SET UP MENU (help request support) and ENVELOPE MENU SELECTION	---	---	---	---	---	---	---	---	P	---	---	---	A	PASS	1.3	5
27.22.4.9.1	SELECT ITEM (mandatory features for ME supporting SELECT ITEM)	A	NO	---	---	A	NO	---	---	P	---	---	---	A	PASS	1.3	5
27.22.4.9.2	SELECT ITEM (next action support)	---	---	---	---	---	---	---	---	P	---	---	---	A	PASS	1.3	5
27.22.4.9.3	SELECT ITEM (default item support)	---	---	---	---	---	---	---	---	P	---	---	---	A	PASS	1.3	5
27.22.4.9.4	SELECT ITEM (help request support)	---	---	---	---	---	---	---	---	P	---	---	---	A	PASS	1.3	5
27.22.4.9.6	SELECT ITEM (presentation style)	---	---	---	---	---	---	---	---	P	---	---	---	A	PASS	1.3	5

Partial GSM Test Report No. 504/06T04

Annex E: Detailed Test Results

Date of Report: 2006-11-02

V4.01 2005-11-07

Test Results of Wavecom Q24 Plus HR codec

TS 51.010-1 or TS TS 51.010-4 Requirement		GCF-CC (V.3.23.1) for R97/98 GSM 900				GCF-CC (V.3.23.1) for R97/98 GSM 1800				NAPRD.03 (V.3.8.1) for R97/98 GSM 850				NAPRD.03 (V.3.8.1) for R97/98 GSM 1900			
Test Case	Test Description	Cat	Verdict	Loc	Notes	Cat	Verdict	Loc	Notes	Cat	Verdict	Loc	Notes	Cat	Verdict	Loc	Notes
27.22.4.9.8	SELECT ITEM (Support of "No response from user")	---	-----	---	---	---	-----	---	---	P	-----	---	---	A	PASS	1.3	5
27.22.4.10.1	SEND SHORT MESSAGE (normal)	A	NO	---	---	A	NO	---	---	E	GSM 1900	---	---	A	PASS	1.3	5
27.22.5.1	SMS-PP Data Download	A	NO	---	---	A	NO	---	---	E	GSM 1900	---	---	A	PASS	1.3	5,[33]
27.22.5.2	SMS-CB Data Download	A	NO	---	---	A	NO	---	---	E	GSM 1900	---	---	A	PASS	1.3	5,6,[40],[41]
27.22.6.4	Call Control: Support of Barred Dialing number (BDN) service	A	NO	---	---	A	NO	---	---	E	GSM 1900	---	---	A	PASS	1.3	5
27.22.7.2.2	Call Connected Event (ME supporting SET UP CALL)	---	-----	---	---	---	-----	---	---	E	GSM 1900	---	---	A	PASS	1.3	5
27.22.7.5	User Activity Event	---	-----	---	---	---	-----	---	---	P	-----	---	---	A	PASS	1.3	5
32.11	Intra cell channel change from TCH/HS to TCH/FS	A	N/A	---	---	A	N/A	---	---	---	-----	---	---	---	-----	---	---
32.12	Intra cell channel change from TCH/FS to TCH/HS	A	N/A	---	---	A	N/A	---	---	---	-----	---	---	---	-----	---	---
34.2.5.3	SMS point to point / Test of message class 0 to 3 / Test of class 2 short messages	A	NO	---	---	A	NO	---	---	N	-----	---	---	A	PASS	1.3	5
41.2.2.4	Initiation of the packet access procedure / timer T3146	A	PASS	1.3	3	A	PASS	1.3	2,3	A	NO	---	---	A	NO	---	---
41.2.2.5	Initiation of the packet access procedure / Request Reference	A	PASS	1.3	3	A	PASS	1.3	2	A	NO	---	---	A	NO	---	---
41.2.3.1	Two-message assignment / Successful case	A	PASS	1.3	2	A	PASS	1.3	2	A	NO	---	---	A	NO	---	---
41.2.3.2	Two-message assignment / Failure cases	A	PASS	1.3	3	A	PASS	1.3	2	A	NO	---	---	A	NO	---	---
41.2.3.3	Packet uplink assignment / Polling bit set	A	PASS	1.3	3	A	PASS	1.3	2	A	NO	---	---	A	NO	---	---
41.2.4.1	Single block packet access / Single block packet access / Packet resource request	A	PASS	1.3	2	A	PASS	1.3	2	A	NO	---	---	A	NO	---	---
41.2.4.2	Single block packet access / Single block packet access / Packet measurement report	A	PASS	1.3	2	A	PASS	1.3	2	---	-----	---	---	---	-----	---	---
41.2.5.2	Packet access rejection / assignment before T3142 expires	A	PASS	1.3	2	A	PASS	1.3	2	A	NO	---	---	A	NO	---	---

Partial GSM Test Report No. 504/06T04

Annex E: Detailed Test Results

Date of Report: 2006-11-02

V4.01 2005-11-07

Page 26 of 31

Test Results of Wavecom Q24 Plus HR codec

TS 51.010-1 or TS 51.010-4 Requirement		GCF-CC (V.3.23.1) for R97/98				GCF-CC (V.3.23.1) for R97/98				NAPRD.03 (V.3.8.1) for R97/98				NAPRD.03 (V.3.8.1) for R97/98			
		GSM 900				GSM 1800				GSM 850				GSM 1900			
Test Case	Test Description	Cat	Verdict	Loc	Notes	Cat	Verdict	Loc	Notes	Cat	Verdict	Loc	Notes	Cat	Verdict	Loc	Notes
41.2.6.1	Initiation of packet downlink assignment procedure / MS listens to correct CCCH block	A	PASS	1.3	2	A	PASS	1.3	2	A	NO	---	---	A	NO	---	---
41.2.6.2	Initiation of packet downlink assignment procedure / timer T3190	A	PASS	1.3	2	A	PASS	1.3	2	A	NO	---	---	A	NO	---	---
41.2.6.3	Initiation of packet downlink assignment procedure / TBF starting time	A	PASS	1.3	2	A	PASS	1.3	2	A	NO	---	---	A	NO	---	---
41.2.6.4	Initiation of packet downlink assignment procedure / incorrect TFI	A	PASS	1.3	2	A	PASS	1.3	2	A	NO	---	---	A	NO	---	---
41.3.5.2	PDCH Release / With TIMESLOTS_AVAILABLE	A	PASS	1.3	2	A	PASS	1.3	2	A	PASS	1.3	6	A	PASS	1.3	6
42.1.1.1	Packet Channel Request / Message format	A	PASS	1.3	2	A	PASS	1.3	2	A	NO	---	---	A	NO	---	---
42.1.1.2	Packet Channel Request / Response to Packet Paging	A	PASS	1.3	2	A	PASS	1.3	2	A	NO	---	---	A	NO	---	---
42.1.1.4.1	Packet Channel Request / Access persistence control on PRACH / M+1 attempts	A	PASS	1.3	2	A	PASS	1.3	2	A	PASS	1.3	6	A	PASS	1.3	6
42.1.1.4.2	Packet channel request / Access persistence control on PRACH / persistence level	A	PASS	1.3	2	A	PASS	1.3	2	A	NO	---	---	A	NO	---	---
42.1.1.4.3	Packet channel request / Access persistence control on PRACH / successive attempts	A	PASS	1.3	2	A	PASS	1.3	2	A	NO	---	---	A	NO	---	---
42.1.2.1.1.1	Packet uplink assignment / Packet queuing notification / Stop sending packet channel requests	A	PASS	1.3	2	A	PASS	1.3	3	A	NO	---	---	A	NO	---	---
42.1.2.1.1.2	Packet uplink assignment / Packet queuing notification / Ignoring packet queuing notification	A	PASS	1.3	2	A	PASS	1.3	3	A	NO	---	---	A	NO	---	---
42.1.2.1.1.3	Packet uplink assignment / Packet queuing notification / Assigned PDCHs	A	PASS	1.3	2	A	PASS	1.3	3	A	NO	---	---	A	NO	---	---
42.1.2.1.1.4	Packet Uplink Assignment / Packet queuing notification / Expiry of timer T3162	A	PASS	1.3	2	A	PASS	1.3	3	A	NO	---	---	A	NO	---	---
42.1.2.1.2	Packet uplink assignment / Response to packet polling request	A	PASS	1.3	1,2	A	PASS	1.3	6	A	NO	---	---	A	NO	---	---
42.1.2.1.3.1	Packet Uplink Assignment / Packet Access Reject / Action during wait indication	A	PASS	1.3	2	A	PASS	1.3	3	A	NO	---	---	A	NO	---	---
42.1.2.1.3.2	Packet Uplink Assignment / Packet Access Reject / No respond	A	PASS	1.3	2	A	PASS	1.3	3	A	NO	---	---	A	NO	---	---
42.1.2.1.4	Packet Uplink Assignment / Packet uplink assignment handling	A	PASS	1.3	2	A	PASS	1.3	3	A	NO	---	---	A	NO	---	---

Test Results of Wavecom Q24 Plus HR codec

TS 51.010-1 or TS 51.010-4 Requirement		GCF-CC (V.3.23.1) for R97/98				GCF-CC (V.3.23.1) for R97/98				NAPRD.03 (V.3.8.1) for R97/98				NAPRD.03 (V.3.8.1) for R97/98			
		GSM 900				GSM 1800				GSM 850				GSM 1900			
Test Case	Test Description	Cat	Verdict	Loc	Notes	Cat	Verdict	Loc	Notes	Cat	Verdict	Loc	Notes	Cat	Verdict	Loc	Notes
42.1.2.1.5	Packet uplink assignment / One or two phase access	A	PASS	1.3	2	A	PASS	1.3	3	A	NO	---	---	A	NO	---	---
42.1.2.1.6	Packet uplink assignment / Decoding of frequency parameters	A	PASS	1.3	2	A	PASS	1.3	3	A	NO	---	---	A	NO	---	---
42.1.2.1.7	Packet Uplink Assignment / Most recently received Packet Uplink Assignment	A	PASS	1.3	2	A	PASS	1.3	3	A	NO	---	---	A	NO	---	---
42.1.2.1.8.1.1	Packet uplink assignment / One phase access / Contention resolution / Inclusion of TLLI in RLC data blocks	A	PASS	1.3	2	A	PASS	1.3	3	A	NO	---	---	A	NO	---	---
42.1.2.1.8.1.2	Packet uplink assignment / One phase access / Contention resolution / Counter N3104	A	PASS	1.1	3,[27]	A	PASS	1.1	3,[27]	A	NO	---	---	A	NO	---	---
42.1.2.1.8.1.3	Packet uplink assignment / One phase access / Contention resolution / Timer T3166	A	PASS	1.3	2	A	PASS	1.3	3	A	NO	---	---	A	NO	---	---
42.1.2.1.8.1.4	Packet Uplink Assignment / One phase access / Contention resolution / TLLI mismatch	A	PASS	1.3	2	A	PASS	1.3	3	A	NO	---	---	A	NO	---	---
42.1.2.1.8.1.5	Packet Uplink Assignment / One phase access / Contention resolution / 3 or 4 access repetition attempts	A	PASS	1.3	2	A	PASS	1.3	3	A	NO	---	---	A	NO	---	---
42.1.2.1.8.2.1	Packet uplink assignment / One phase access / Timing Advance / TA index present	A	PASS	1.3	2	A	PASS	1.3	3	A	NO	---	---	A	NO	---	---
42.1.2.1.8.2.2	Packet Uplink Assignment / One phase access / Timing Advance / TA Index not present	A	PASS	1.3	2	A	PASS	1.3	3	A	NO	---	---	A	NO	---	---
42.1.2.1.9.1	Packet uplink assignment / Two phase access / Packet resource request / RLC octet count	A	PASS	1.3	2	A	PASS	1.3	3	A	NO	---	---	A	NO	---	---
42.1.2.1.9.2.1	Packet uplink assignment / Two phase access / Contention resolution / Expiry of timer T3168	A	PASS	1.3	2	A	PASS	1.3	3	A	PASS	1.3	6	A	PASS	1.3	6
42.1.2.1.9.2.2	Packet Uplink Assignment / Two phase access / Contention resolution / TLLI mismatch	A	PASS	1.3	2	A	PASS	1.3	3	A	NO	---	---	A	NO	---	---
42.1.2.1.9.3	Packet Uplink Assignment / Two phase access / Packet Resource Request / No respond to Packet Downlink Assignment	A	PASS	1.3	2	A	PASS	1.3	3	A	NO	---	---	A	NO	---	---
42.1.2.1.10.1	Packet uplink assignment / Abnormal case / Incorrect PDCH assignment	A	PASS	1.3	2	A	PASS	1.3	3	A	NO	---	---	A	NO	---	---
42.1.2.1.10.2	Packet uplink assignment / Abnormal case / Expiry of Timer T3164	A	PASS	1.3	2	A	PASS	1.3	3	A	NO	---	---	A	NO	---	---
42.1.2.1.11	Non DRX Mode on PCCCH	A	PASS	1.1	3	A	PASS	1.1	3	A	PASS	1.1	3	A	NO	---	---
42.1.2.1.12	Variable PBCCH and PSI Scheduling	A	PASS	1.1	3	A	PASS	1.1	3	A	NO	---	---	A	NO	---	---

Partial GSM Test Report No. 504/06T04

Annex E: Detailed Test Results

Date of Report: 2006-11-02

V4.01 2005-11-07

Test Results of Wavecom Q24 Plus HR codec

TS 51.010-1 or TS 51.010-4 Requirement		GCF-CC (V.3.23.1) for R97/98				GCF-CC (V.3.23.1) for R97/98				NAPRD.03 (V.3.8.1) for R97/98				NAPRD.03 (V.3.8.1) for R97/98			
Test Description		GSM 900				GSM 1800				GSM 850				GSM 1900			
Test Case	Description	Cat	Verdict	Loc	Notes	Cat	Verdict	Loc	Notes	Cat	Verdict	Loc	Notes	Cat	Verdict	Loc	Notes
42.1.2.2.1	Packet downlink assignment / Response to poll bit	A	PASS	1.3	2	A	PASS	1.3	3	A	NO	---	---	A	NO	---	---
42.1.2.2.2	Packet downlink assignment / PCCCH monitoring	A	PASS	1.3	2	A	PASS	1.3	3	A	NO	---	---	A	NO	---	---
42.1.2.2.3	Packet downlink assignment / Frequency Hopping	A	PASS	1.3	2	A	PASS	1.3	3	N	-----	---	---	A	NO	---	---
42.1.2.2.4	Packet Downlink Assignment / Response to Packet Polling	A	PASS	1.3	2	A	PASS	1.3	3	A	PASS	1.3	6	A	NO	---	---
42.1.2.2.5.1	Packet Downlink Assignment / Abnormal cases / Incorrect PDCH assignment	A	PASS	1.3	2	A	PASS	1.3	2,3	A	NO	---	---	A	NO	---	---
42.1.2.2.5.2	Packet Downlink Assignment / Abnormal cases / Expiry of Timer T3190	A	PASS	1.3	2	A	PASS	1.3	3	A	NO	---	---	A	NO	---	---
42.1.2.2.6	Packet Downlink Assignment / Timing Advance / TA value field not provided	---	-----	---	---	---	-----	---	---	A	NO	---	---	A	PASS	1.3	6
42.3.1.1.1	Dynamic Allocation / Uplink Transfer / Normal operation / successful	A	PASS	1.3	2	A	PASS	1.3	3	A	NO	---	---	A	NO	---	---
42.3.1.1.3	Dynamic Allocation / Uplink Transfer / Normal / Starting frame number encoding	A	GSM 1900	---	---	A	GSM 1900	---	---	N	-----	---	---	A	PASS	1.3	6
42.3.1.1.7	Dynamic Allocation / Uplink Transfer / Normal / PACCH operation	A	PASS	1.3	2	A	PASS	1.3	2	A	NO	---	---	A	NO	---	---
42.3.1.1.8	Dynamic Allocation / Uplink Transfer / Normal / Two uplink timeslots	A	PASS	1.3	2	A	PASS	1.3	2	A	PASS	1.3	6	A	PASS	1.3	6
42.3.1.2.2	Dynamic Allocation / Uplink Transfer / Abnormal / with cell reselection in acknowledged mode	A	PASS	1.3	2	A	PASS	1.3	2	---	-----	---	---	---	-----	---	---
42.3.1.2.3	Dynamic Allocation / Uplink Transfer / Abnormal / with cell reselection in unacknowledged mode	---	-----	---	---	---	-----	---	---	A	PASS	1.3	6	A	PASS	1.3	6
42.3.2.1.1	Dynamic Allocation / Uplink Transfer with downlink TBF establishment / Normal / successful	A	PASS	1.3	2	A	PASS	1.3	2	A	NO	---	---	A	NO	---	---
42.3.2.1.2	Dynamic Allocation / Uplink Transfer with downlink TBF establishment / Normal / Multislot capabilities	B	PASS/---	1.3	2,[46]	B	PASS/---	1.3	2,[46]	---	-----	---	---	---	-----	---	---
42.3.2.2.1	Dynamic Allocation / Uplink Transfer with Downlink TBF establishment / Abnormal / with random access	A	PASS	1.3	2	A	PASS	1.3	2	A	PASS	1.3	6	A	PASS	1.3	6
42.3.2.2.2	Dynamic Allocation / Uplink Transfer with Downlink TBF establishment / Abnormal / Continuation of normal operation	A	PASS	1.3	2	A	PASS	1.3	2	A	NO	---	---	A	NO	---	---
42.4.1.1	Network control measurement reporting / uplink / normal case	A	PASS	1.3	2	A	PASS	1.3	3	A	NO	---	---	A	NO	---	---

Test Results of Wavecom Q24 Plus HR codec

TS 51.010-1 or TS 51.010-4 Requirement		GCF-CC (V.3.23.1) for R97/98 GSM 900				GCF-CC (V.3.23.1) for R97/98 GSM 1800				NAPRD.03 (V.3.8.1) for R97/98 GSM 850				NAPRD.03 (V.3.8.1) for R97/98 GSM 1900			
Test Case	Test Description	Cat	Verdict	Loc	Notes	Cat	Verdict	Loc	Notes	Cat	Verdict	Loc	Notes	Cat	Verdict	Loc	Notes
42.4.1.3	Network Control measurement reporting / Downlink transfer / Normal case	A	PASS	1.3	2	A	PASS	1.3	3	A	NO	---	---	A	NO	---	---
42.4.2.1.1	Cell change order procedure / uplink transfer / normal case	A	PASS	1.3	2	A	PASS	1.3	2	A	PASS	1.3	6	A	PASS	1.3	6
42.4.2.1.3	Cell change order procedure / Uplink transfer / Failure cases / REJECT from the new cell	---	-----	---	---	---	-----	---	---	A	PASS	1.1	4	A	PASS	1.1	4
42.4.2.1.4	Cell change order procedure / Uplink transfer / Failure cases / Contention resolution failure	---	-----	---	---	---	-----	---	---	A	PASS	1.1	4	A	PASS	1.1	4
42.4.2.1.6	Cell change order procedure / Uplink transfer / Failure cases / Frequency not implemented	A	PASS	1.3	2	A	PASS	1.3	2	A	PASS	1.3	6	A	PASS	1.3	6
42.4.2.2.1	Cell change order procedure / Downlink transfer / normal case	A	PASS	1.3	2	A	PASS	1.3	2	A	PASS	1.3	6	A	PASS	1.3	6
42.4.2.2.2	Cell change order procedure / Downlink transfer / Failure cases / REJECT from the new cell	A	PASS	1.3	2	A	PASS	1.3	2	A	PASS	1.3	6	A	PASS	1.3	6
42.4.2.2.3	Cell change order procedure / Downlink transfer / Failure cases / Frequency not implemented	A	PASS	1.3	2	A	PASS	1.3	2	N	-----	---	---	A	NO	---	---
42.4.2.3.1	Cell change order procedure / Simultaneous uplink and downlink transfer / Normal case	A	PASS	1.3	2	A	PASS	1.3	2	A	PASS	1.3	6	A	PASS	1.3	6
42.4.4.1	Network Controlled Cell Reselection - Packet Measurement Order Procedure	A	PASS	1.3	2	A	PASS	1.3	2	A	PASS	1.3	6	A	PASS	1.3	6
42.4.4.2	Network Controlled Cell Reselection/validity of reselection parameters/MS enters standby state	A	PASS	1.3	2	A	PASS	1.3	2	A	PASS	1.3	6	A	NO	---	---
42.5.5.3	Downlink Transfer/ Reestablishment/ Invalid Frequency Parameters IE	---	-----	---	---	---	-----	---	---	N	-----	---	---	A	PASS	1.3	6
43.1.1.3	Acknowledged mode / Uplink TBF / Acknowledge state variable V(A)	A	NO	---	---	A	NO	---	---	N	-----	---	---	A	PASS	1.3	6
43.1.2.4	Acknowledged mode / Downlink TBF / Re-assembly / Length Indicator	A	NO	---	---	A	NO	---	---	N	-----	---	---	A	PASS	1.3	6
43.2.1	Control Blocks Re-assembly	A	NO	---	---	A	NO	---	---	N	-----	---	---	A	PASS	1.3	6
44.2.2.1.7	GPRS detach / accepted / IMSI detach	A	NO	---	---	A	NO	---	---	N	-----	---	---	A	PASS	1.3	6
44.2.3.2.2	Combined routing area updating / MS in CS operation at change of RA	A	NO	---	---	A	NO	---	---	N	-----	---	---	A	PASS	1.1	4,[31]
46.1.2.2.1.1	Link establishment from MS to SS	---	-----	---	---	---	-----	---	---	N	-----	---	---	A	PASS	1.3	6



Partial GSM Test Report No. 504/06T04

Annex E: Detailed Test Results

Date of Report: 2006-11-02

V4.01 2005-11-07

Test Results of Wavecom Q24 Plus HR codec

TS 51.010-1 or TS 51.010-4 Requirement		GCF-CC (V.3.23.1) for R97/98				GCF-CC (V.3.23.1) for R97/98				NAPRD.03 (V.3.8.1) for R97/98				NAPRD.03 (V.3.8.1) for R97/98			
		GSM 900		GSM 1800		GSM 850		GSM 1900		GSM 900		GSM 1800		GSM 850		GSM 1900	
Test Case	Test Description	Cat	Verdict	Loc	Notes	Cat	Verdict	Loc	Notes	Cat	Verdict	Loc	Notes	Cat	Verdict	Loc	Notes
46.1.2.2.1.4	Total loss of UA frame	A	NO	---	---	A	NO	---	---	N	-----	---	---	A	PASS	1.3	6
46.1.2.2.1.5	DM response	---	-----	---	---	---	-----	---	---	N	-----	---	---	A	PASS	1.3	6
46.1.2.2.2.1	Checking N(S)	---	-----	---	---	---	-----	---	---	N	-----	---	---	A	PASS	1.3	6
46.1.2.2.2.2	Busy condition at the peer, with RR sent for resumption of transmission	---	-----	---	---	---	-----	---	---	N	-----	---	---	A	PASS	1.3	6
46.1.2.2.2.3	Busy condition at the peer, with ACK sent for resumption of transmission	---	-----	---	---	---	-----	---	---	N	N/A	---	---	A	N/A	---	---
46.1.2.2.2.4	SACK frame	---	-----	---	---	---	-----	---	---	N	-----	---	---	A	PASS	1.3	6,[42]
46.1.2.3.1	Collision of SABM	A	NO	---	---	A	NO	---	---	N	-----	---	---	A	PASS	1.3	6
46.1.2.4.1	Unsolicited DM	A	NO	---	---	A	NO	---	---	N	-----	---	---	A	PASS	1.3	6
46.1.2.5.2	Sending FRMR due to reception of an S frame with incorrect length	---	-----	---	---	---	-----	---	---	N	-----	---	---	A	PASS	1.3	6
46.1.2.5.4	Frame reject condition during establishment of ABM	---	-----	---	---	---	-----	---	---	N	-----	---	---	A	PASS	1.3	6
46.1.2.7.1	Negotiation initiated by the SS during ABM, for T200 and N200	---	-----	---	---	---	-----	---	---	N	-----	---	---	A	PASS	1.3	6
46.1.2.7.4	Negotiation initiated by the SS (during ADM, for N201-U)	---	-----	---	---	---	-----	---	---	N	-----	---	---	A	PASS	1.3	6
46.1.2.7.5	Negotiation initiated by the SS (during ADM, for IOV-UI)	---	-----	---	---	---	-----	---	---	N	-----	---	---	A	PASS	1.3	6
46.1.2.7.7	XID command with unrecognised type field	---	-----	---	---	---	-----	---	---	N	-----	---	---	A	PASS	1.3	6
46.2.2.1.2	Mobile originated normal data transfer with LLC in unacknowledged mode	A	NO	---	---	A	NO	---	---	N	-----	---	---	A	PASS	1.3	6
46.2.2.2.3	Single segment N-PDU from MS	---	-----	---	---	---	-----	---	---	N	-----	---	---	A	PASS	1.3	6
46.2.2.4.1	Response from MS on receiving XID request from the SS	---	-----	---	---	---	-----	---	---	N	-----	---	---	A	PASS	1.3	6
46.2.2.4.2	Response from MS on receiving an XID request from the SS with an unassigned entity number	---	-----	---	---	---	-----	---	---	N	-----	---	---	A	PASS	1.3	6

Test Results of Wavecom Q24 Plus HR codec

TS 51.010-1 or TS 51.010-4 Requirement		GCF-CC (V.3.23.1) for R97/98				GCF-CC (V.3.23.1) for R97/98				NAPRD.03 (V.3.8.1) for R97/98				NAPRD.03 (V.3.8.1) for R97/98			
		GSM 900				GSM 1800				GSM 850				GSM 1900			
Test Case	Test Description	Cat	Verdict	Loc	Notes	Cat	Verdict	Loc	Notes	Cat	Verdict	Loc	Notes	Cat	Verdict	Loc	Notes
46.2.2.4.3	Response from MS on receiving an XID response from the SS with unrecognised type field	A	NO	---	---	A	NO	---	---	N	-----	---	---	A	PASS	1.3	6

Please refer to GSM Test Report Annex E section 2 for detailed information of the used terms and notes.