


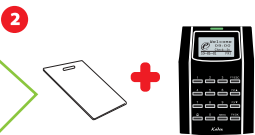
START

HARDWARE INSTALLATION
*Refer to installation diagram & Hardware Manual / Adaptec Manual (consult qualified installer)



FingerTec® Terminal Installation

HARDWARE SETTINGS
*Refer to Hardware Manual



User RFID Card Enrollment



Communication Settings

SOFTWARE INSTALLATION
*Refer to TCMS V2 Manual



TCMS V2 Installation

COMPLETE



Exporting Data Into Third Party Software (Payroll Or Others)

* Skip this step if you are NOT using third party software



View & Print Report



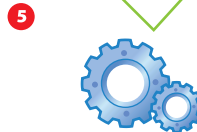
FINGERTEC®

Quick Start Guide

CARD READER FOR DOOR ACCESS & TIME ATTENDANCE SYSTEM

For more info go to <http://user.fingertec.com>

SOFTWARE SETTINGS
*Refer to TCMS V2 Manual




TCMS V2 Initial Settings

Download User ID + Card ID from terminal to computer installed with TCMS V2



Download Data From Terminal To Computer

DAILY OPERATION
*Refer to TCMS V2 Manual



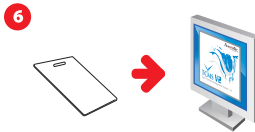
Assign Users To Working Group



Settings of Working Time & Group



User Information
Fill up user information in TCMS V2



Download User ID + Card ID