



HARDWARE

CHANGING USER ID LENGTH

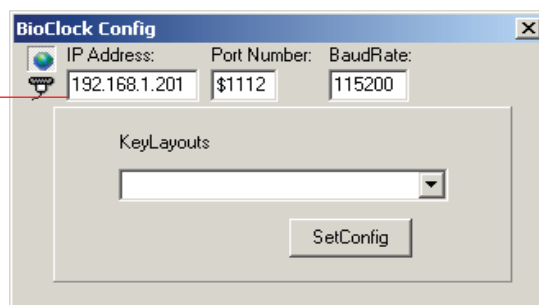
FROM 5 TO 9

SUGGESTIONS & SOLUTIONS FOR HARDWARE

You can use pBC Key program to change the length of a user - ID from 5 digits to 9 digits. Follow the steps below to make a change.

Step 1

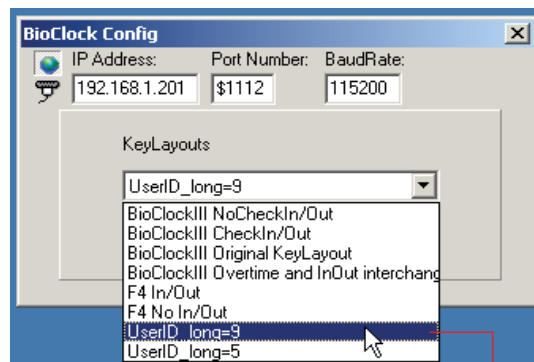
Launch the pBC Key program.



Key in the IP address of the reader, which is connected via TCP/IP here.

Step 2

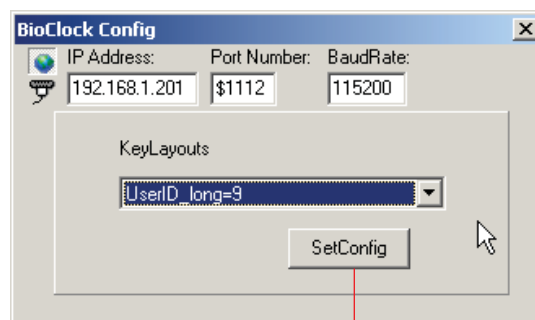
Select the "User ID long = 9" option.



Select this option to change ID length to 9.

Step 3

Click on the Set Config button to save the changes.



Click on here to start configure.