

Data Back Up Made Easy!


Data back up - why do you need to do it?

This is one of the most important, yet also one of the most neglected areas. Backing up your data should be at the top of your maintenance list. Without data backup, you are running the risk of losing your data. And it WILL happen one day, don't think that you don't have to worry about it.



Why should you back up time attendance data?

Data loss can occur in many ways. One of the most common causes is power failure or spikes. It can result in loss of the time attendance logs, which stored in the reader. The probability of a failure is lower these days due to upcoming technologies and improved reliabilities. Still you don't want to risk your most coveted time attendance transaction logs,



man-hours of settings and customizations etc. In a flick of time you can get a personal feeling of emptiness without the data and a professional backlog.

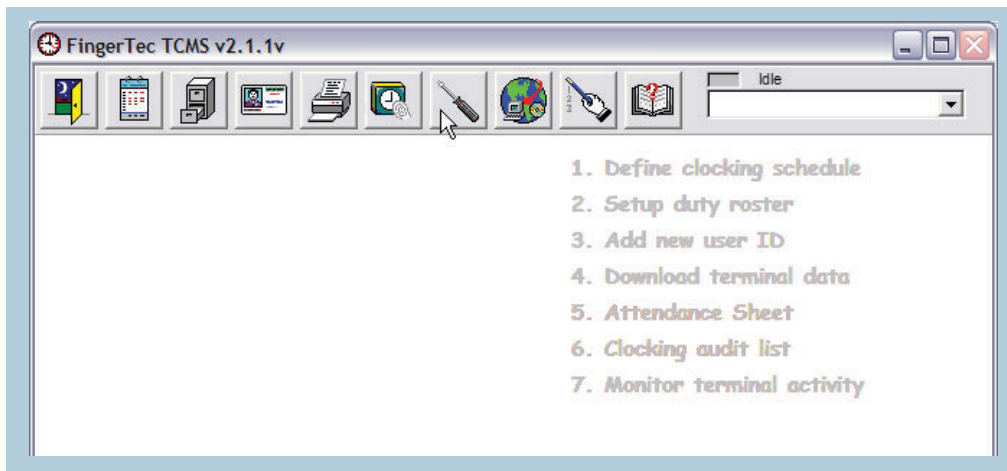
Getting up and going again could easily cost you several days of productivity. How much is your time worth to you.

How to Backup/Restore database files?

This function is to backup the existing database to a storage media, or to restore the database from the previous backed up database into the system.

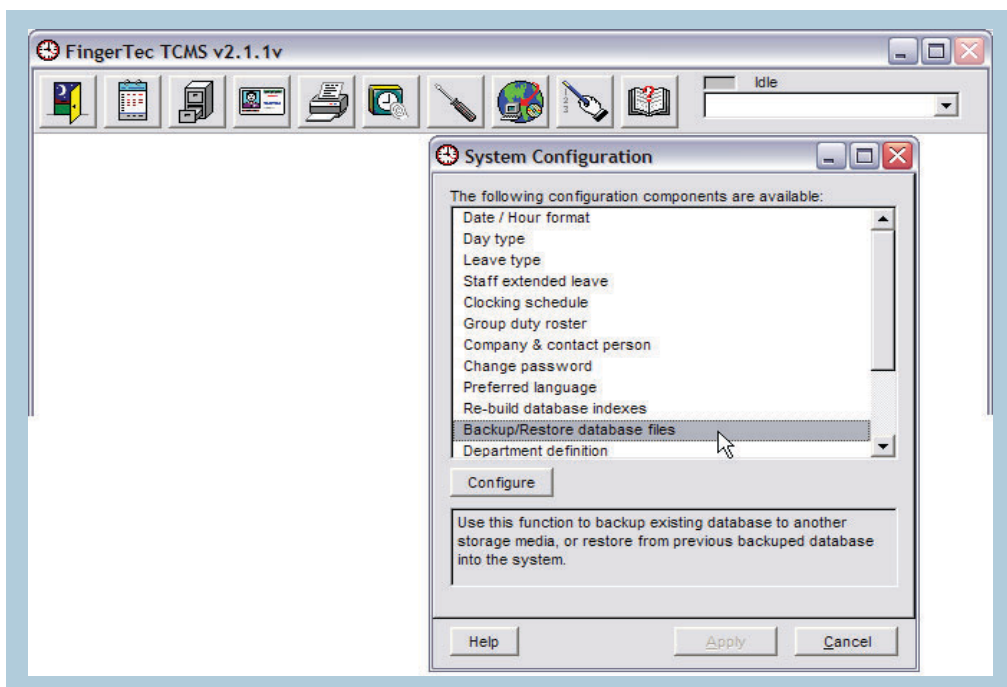
Step 1:

Click the "System Configuration" icon in the TCMS V2



Step 2:

Select "Backup/Restore database files"



Step 3:

Click the "System Configuration" icon in the TCMS V2

